



UNIVERSITY of the  
WESTERN CAPE



# University of the Western Cape

## **Violence against women in Burkina Faso: a quantitative and qualitative study**

**Bonkougou Zakaliyat**

Student number: 3878709

A thesis submitted in fulfilment of the requirements for the degree of  
Doctor of Philosophy in the Department of Statistics & Population  
Studies, University of the Western Cape

Supervisor : Prof A. Sathiya Susuman

October 2022

<https://etd.uwc.ac.za/>

# Violence against women in Burkina Faso: a quantitative and qualitative study

## **KEYWORDS**

Violence against women

Domestic violences

Vulnerability

Victims of violence

Sexual violence

Physical violence

Mental violence

Moral violence



## ABSTRACT

Many socio-anthropological and/or quantitative studies have attempted to address the issue of violence against women indirectly by focusing on the perceptions of the actors rather than on the fact of having suffered it directly. This is the case, for example, in Burkina Faso, with certain nationwide studies such as the Demographic and Health Surveys (DHS) and the Multiple Indicator Cluster Surveys (MICS) of 2003, 2006 and 2010. Thus, the direct measurement of the phenomenon, i.e. whether or not the phenomenon has been experienced, is rarely addressed through household surveys.

This study concerns four municipalities in the eastern and southwestern regions of Burkina Faso, aims to understand to look for a mechanism through which socio-cultural and economic factors interact to influence the different types of violence against women and the type of recourse they face. The present mission is therefore to identify the perceptions and representations that the populations have of this situation by i) focusing on the extent of the phenomenon in these municipalities ; ii) the characteristics of these women who are victims of violence; iii) the correlations between the types of violence and the factors that influence the occurrence of domestic violence against women; iv) the link between the decrease or increase in the prevalence of violence against women and the behaviour of the local population, etc.

The analysis was therefore based on representative data from surveys carried out in 2015, 2017 and 2018 in the communes of Pama and Kantchari in the East region and the communes of Nako and Dissihn in the South-West region of Burkina Faso, where the phenomenon is still quite prevalent despite numerous interventions by actors working to promote women's rights. The data collected makes it possible to carry out several analyses in order to better define the contours of the phenomenon in these localities.

The analysis shows that there are many different perceptions of violence against women. However, we note that all opinions converge in considering violence against women as a deprivation of their rights. The causes of the phenomenon can be social,

economic, cultural and traditional, with the consequence that women are not allowed to use their potential to ensure their full development.

Basing on 2017 survey data, a multivariate logistic regression analysis revealed that, at the crude level, variables such as region of residence, religion, main occupation, knowing that women have the same rights as men, and whether or not they condone violence against women are associated with the occurrence of the phenomenon. These variables remain significant up to the net level where in the overall model we see that school attendance, which initially was not significant, becomes significant in explaining the occurrence of the phenomenon. These results of the logistic regression can be used to implement actions to combat domestic violence in the municipalities covered by this study.

An analysis of the phenomenon using the decomposition method, carried out over the period from 2015 to 2018, shows the predominance of the behavioural effect or performance of socio-economic groups on the evolution of violence against women over the period. The decrease in prevalence, being linked to the behavioural effect, would depend on the transformative interventions of projects and programmes that act to promote women's rights, including the sexual health and human rights programme. Knowing that the opinion on violence against women is dynamic and according to the context, it seemed important to use the Kappa method to assess the opinion of the respondents on the occurrence of the phenomenon. It is clear that there is a total lack of concordance between the socio-cultural and economic variables and the opinion on violence against women. Furthermore, in the Eastern region there is a total independence between marital status and the opinion on violence against women. Finally, and most importantly, there is a total disagreement between the respondents' opinions and their acceptance of violence against women.

Regardless of the results obtained from the logistic regression, the decomposition method or the evaluation by the Kappa method, it is important not to overlook the strong actions in view of the significant decrease in the prevalence of violence against women. These are, among others :

- The preponderance of the baseline effect of violence against women suggests policies to improve the performance of the national women's protection system;
- The preponderance of the differential effect of violence against women suggests actions aimed to improve the access of vulnerable women situations to instruments for the protection and defence of their rights.



## DECLARATION

I declare that this study on violence against women in the regions of East and South-West of Burkina Faso through quantitative and qualitative analysis is my own work, that it has not been previously submitted for any degree or examination at any other university, and that all sources I have used or cited have been indicated and acknowledged as full references.



October 2022

Signed: \_\_\_\_\_

## ACKNOWLEDGEMENTS

I thank my supervisor, **Professor Appunni Sathiya Susuman** for the guidance and encouragement from the inception of this work. Although this work is the result of a personal financial investment, it could not have taken place without the technical guidance of Dr Lougue, whose advice and direction ensured that we moved forward step by step. I am very grateful to GIZ/PRO-Enfant, where I worked as a Monitoring, Evaluation and Learning Officer from 2014 to 2020, and which enabled us to use the data from the annual indicator monitoring surveys in this study.

To my friends and family, I say thank you for their support in many ways.



## DEDICATION

Special dedication to all those women who are victims of violence and for whom silence seems to be their help and comfort.





## CONTENTS

<b>GENERAL INTRODUCTION .....</b>	<b>12</b>
<b>Chapter I : General Theoretical Framework.....</b>	<b>16</b>
<b>1.1 Localisation.....</b>	<b>16</b>
<b>1.2 Objectives of the study .....</b>	<b>19</b>
<b>1.3 Data and Methodology .....</b>	<b>20</b>
<b>1.3.1 Quantitative data .....</b>	<b>21</b>
<b>1.3.1.1 Sample size .....</b>	<b>21</b>
<b>1.3.2 Qualitative survey.....</b>	<b>27</b>
<b>1.4 Data analysis.....</b>	<b>30</b>
<b>Chapter II: Domestic violence against women : Global framework for understanding the phenomenon .....</b>	<b>31</b>
2.1 Violence against women at different stages of life.....	32
2.2 Typology of violence against women .....	38
2.3 Knowledge of the types/forms of violence against women in the eastern and southwestern regions .....	46
2.4 Prevalence of violence.....	48
2.5 Places where violence is committed .....	49
2.6 The causes .....	52
2.7 The consequences of violence .....	53
2.8 Means of combating violence .....	55
CONCLUSION .....	58
<b>Chapter III : Factors of domestic violence against women : Correlate types of violence and the place of occurrence.....</b>	<b>59</b>
Introduction.....	59
3.1 General Literature review .....	62
3.2 Aims .....	64
3.3 Methods .....	64
3.4 Results .....	66
Conclusion .....	73
<b>Chapter IV: On the decrease in the prevalence of violence against women in the communes of Kantchari, Pama, Dissihn and Nako: Decay effect or behavioural effect?.....</b>	<b>74</b>
4.1 Problematic .....	75
<b>4.4 Methodology .....</b>	<b>83</b>
4.5. Results: Sources of the decline in violence against women in Eastern and South-Western regions of Burkina Faso .....	92
Conclusion .....	100

<b>Chapter V. Dynamics of the opinions of stakeholders in the communes of Kantchari, Pama, Nako and Disshin on violence against women between 2015 and 2018 .....</b>	<b>102</b>
<b>Chapter VI : Analysis of the perception of actors on violence against women in the East and South West regions .....</b>	<b>121</b>
Introduction.....	121
<b>6.1 Methodology .....</b>	<b>122</b>
6.2 Data collection tools.....	123
6.3 Data analysis.....	123
<b>6.4 Presentation of the results .....</b>	<b>123</b>
<b>6.4.1 Finding and meaning of a phenomenon in the Eastern of Burkina Faso ....</b>	<b>124</b>
6.4.2 Causes of violence against women according to the interviewee .....	126
6.4.3 Suggested solutions.....	129
<b>BIBLIOGRAPHY .....</b>	<b>135</b>



## LIST OF TABLES

Table 1.1 : Number of villages per municipality in both strata .....	22
Table 1.2: Distribution of population of commune survey by sexe in 2006 .....	22
Table 1.3 : Distribution of the sample by commune and sex of respondents.....	24
Table 1.4 : Summary of in-depth individual interviews and focus group.....	29
Table 2.1 : Type of violence suffered by the woman or girl in the different phases of her biological evolution .....	37
Table 2.2 : Distribution of interviewed by region and gender according to the type of violence against women/girls they experienced in 2015 .....	47
Table 2.3: Distribution of interviewed who were victims of violence in the last 12 months according to the perpetrator in 2015 (%).....	49
Table 2.4 : Breakdown of respondents by region and sex according to their knowledge of factors contributing to violence against women (%) .....	53
Table 3.1 : Effects of sociocultural factors on violence against women .....	69
Table 3.2 : Effects of perceptions on violence against women.....	70
Table 3.3 : Effects of sociocultural factors on violence against women.....	72
Table 4.1 : Distribution of the sample of women by commune of residence.....	84
Table 4.2 : Repartition varying according to the terms in the 2015 and 2018 databases.....	84
Table 5.1 : Joint proportions of two individual's ratings of measures to combat violence against women on a scale with r categories in 2015 and 2018 .....	113
Table 5.2: Joint numbers of the ratings of two individuals on a scale with r categories .....	113
Table 5.3 : Degree of agreement and Kappa value .....	113
Table 5.4 : Position against violence women by characteristics of respondents between 2015 and 2018 in the Eastern Region .....	116
Table 5.5 : Position vis-à-vis violence against women by characteristics of respondents between 2015 and 2018 in the South-West region .....	117
Table 6.1 : Summary of in-depth individual interviews and focus group.....	122

## ACRONYMS & ABBREVIATIONS

<b>CAPI</b>	Computer-Assisted Personal Interview
<b>CEDAW</b>	Convention for the Elimination of All Forms of Violence against Women
<b>DHS</b>	Demographic and Health Survey
<b>FGC</b>	Female genital mutilation
<b>GBV</b>	Gender based violence
<b>GCPH</b>	General Census for population and habitation
<b>GIZ</b>	Gesellschaft für Internationale Zusammenarbeit (Coopération Technique Allemande)
<b>ICPD</b>	International Conference on Population and Development
<b>STI/AIDS</b>	Sexually Transmitted Infection/Acquired Immune Deficiency Syndrome
<b>MICS</b>	Multiple Indicator Cluster Survey
<b>NESDP</b>	National Economic and Social Development Plan
<b>NISD</b>	National Institut of statistic and demography
<b>PPS</b>	Probability proportional to size
<b>SAGSD</b>	Strategy for Accelerated Growth and Sustainable Development
<b>SHHRP</b>	Sexual Health and Human Rights Programme
<b>SFFP</b>	Sectoral Framework for the Fight against Poverty
<b>UNFPA</b>	United Nations Population Fund
<b>UNICEF</b>	United Nations Children's Fund
<b>WHO</b>	World health organization

## GENERAL INTRODUCTION

Violence against women remains pervasive and starts very early in a woman's life. During her lifetime, one out of three women, or an estimated 736 million women, experiences physical or sexual violence by an intimate partner or sexual violence by someone other than her partner (UNICEF, 2017).

Violence against women is still a reality in the world and no category of women is spared. Whatever their age (girls, teenagers, adults, elderly), their social rank (ministers, parliamentarians, business leaders, rich or poor), their level of education (intellectual, literate or illiterate), their place of residence (urban or rural), etc., all women are affected by the phenomenon. This violence, which affects almost all categories of women (WHO, 2013), occurs both within and outside of marriage or even after a marital breakdown (Cousineau M. M., and al. 2018).

According to WHO global estimates, in 2021, 35% of women report having been exposed to physical or sexual violence by an intimate partner or someone else in their lifetime (WHO, 2021). And in almost all societies, between 25% and 50% of women have been assaulted at least once in their lives by an intimate partner. In 2016, 45.6% of women in Africa, 40.2% in South East Asia, 36.1% in the Americas and 27.2% in Europe were victims of physical and/or sexual violence. The consequences of this worrying situation are that in some countries, violence endangers the lives of one in two women. In the United States of America, for example, a woman is abused every eight seconds; in France, in one year, one million six hundred thousand women were victims of violence by their husbands, that is one in ten (UNICEF, 2017). Globally, 38% of murders suffered by women are committed by their intimate partners.

With regard to sexual violence (UNICEF, 2017), rape is the most extreme form (UNICEF, 2017). It is a particular form of violence against women that is most often used not only to break the psychological, physical and sexual integrity of women but also as a weapon for destroying social cohesion insofar as the victim, in addition to being marked on an intimate level, is rejected by her family or even her society.

According to the World Health Organisation (WHO, 2021):

Most often, girls and women who experience any form of violence tend to seek several means of redress. But when society does not provide them this opportunity, they find themselves enduring it or turning to what Cousineau M. M., and al. (2018) calls the transition to homelessness. This homelessness being the situation in which, the victim seeks a stable and protective housing space far from the perpetrators of her torment.

For Cousineau M. M., and al. (2018), citing the World Health Organization establishes that in 2013 violence from intimate partners is one of the most commonly perpetrated manifestations of violence against women. Intimate partner violence typically includes physical, sexual and psychological abuse and controlling behaviour by intimate partners (WHO, 2013). And this violence is embedded in asymmetrical power relations and is produced by gendered social structures that make the lives of women and their children precarious (Flynn, 2015; UN, 2006).

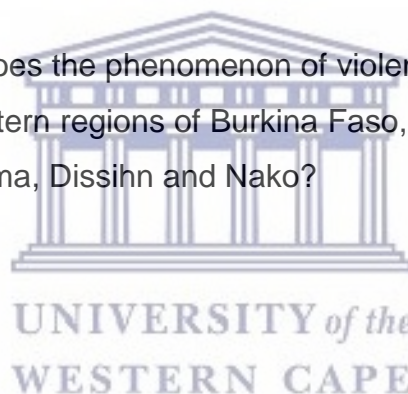
Social violence (Cools S. and al. 2017), including early marriage and female genital mutilation, is recurrent in sub-Saharan Africa and South Asia, and is still common in the Middle East, North Africa and parts of Asia. The exact number of such marriages is difficult to determine, as many are neither official nor registered (AFARD, 2013). Small-scale studies and anecdotal evidence give some idea of how common the phenomenon is. In Ethiopia, for example, it is not uncommon for girls to be married by the age of seven or eight; in rural areas, 74% of girls are married before the age of 15. In Niger, for example, 76% of poor girls are married before the age of 18; among the Fulani, nomadic pastoralists, marriages are often arranged before the babies are born (AFARD, 2013). Female genital mutilation, also known as female genital cutting, is a common practice in at least 28 countries, mainly in Africa. In addition, the practice is increasingly prevalent in Europe, Australia, Canada and the United States, mainly among immigrant women from Africa and South-West Asia (UNICEF, 2017).

In 2016, Unicef estimated that at least 200 million girls and women had been mutilated in 30 countries: 27 African countries, plus Yemen, Iraq and Indonesia (Andro A. and al., 2017). And, more than two million other girls are at risk of the same fate every

year. In Egypt, 96% of married women aged 15-49 have undergone genital mutilation. In Nigeria, 4 out of 10 women have been cut (UNICEF, 2017). In Burkina Faso, more than half of women aged 15-49 have undergone female genital mutilation. According to the 2010 Demographic and Health Survey (DHS) IV and the 2015 Continuous Multisectoral Survey (CMS), the prevalence of FGC has decreased from 75.8% to 67.6% for women aged 15-49 and from 13.3% to 11.3% for girls aged 0-14 years (INSD, 2010; INSD 2015).

Also, in Burkina Faso, as early as 2007, a study carried out in the eastern and southwestern regions of the country by the PSV/DHTE programme of the German Technical Cooperation showed that 33.5% of women declared that they had been victims of violence of any kind in the 12 months preceding the data collection. And, 30.6% of men reported having inflicted violence on their wife or daughter during the same period. (GIZ, 2007).

In view of the above, what does the phenomenon of violence against women look like in the eastern and southwestern regions of Burkina Faso, and more specifically in the communes of Kantchari, Pama, Dissihn and Nako?



Specifically:

- What is the prevalence of violence against women in the eastern and southwestern regions of Burkina Faso, and more specifically in the communes of Kantchari, Pama, Nako and Dissihn?
- What is the level of knowledge of the population regarding the phenomenon?
- Why is violence against women still widespread despite all the legal and administrative provisions to better protect women ?
- What are the characteristics of these women victims of violence in the study area?

- What are the correlations between the types of violence and the places where domestic violence against women occurs?
  
- What is the contribution of men in the fight against domestic violence against women?
  
- Is there a relationship in the decrease in the prevalence of violence against women according to their socio-demographic characteristics in the communes of Kantchari, Pama, Dissihn and Nako in Burkina Faso? Is this relationship linked to a decomposition effect or simply to the behaviour of local populations?
  
- What is the understanding or perception of the phenomenon by the various actors?

These are all questions that will be addressed in the present work, which are organised into six chapters. Chapter one provides the general theoretical framework with the data sources and methods used in the thesis. Chapter Two provides the overall framework for understanding domestic violence against women. The analysis chapters are written in article style and deal respectively with the correlations between the phenomenon and associated factors (Chapter 3); the dynamics of the phenomenon seen quantitatively (Chapter 4 and 5). Each chapter is written as a stand-alone chapter, although the same data are used in the different analyses in these chapters. The reason for this style of writing is that it facilitates the submission of articles for publication. Chapter four attempts to explain whether or not the decrease in the prevalence of violence against women according to their socio-demographic characteristics in the communes of Kantchari, Pama, Dissihn and Nako in Burkina Faso is related to a decomposition effect or simply to a behavioural effect. Chapter five presents the dynamics of opinions on violence against women between 2015 and 2018 based on the opinions of actors in the communes of Kantchari, Pama, Nako and Dissihn in Burkina Faso. Chapter six analyses the perceptions of actors on violence against women in the east and south-west of Burkina Faso.



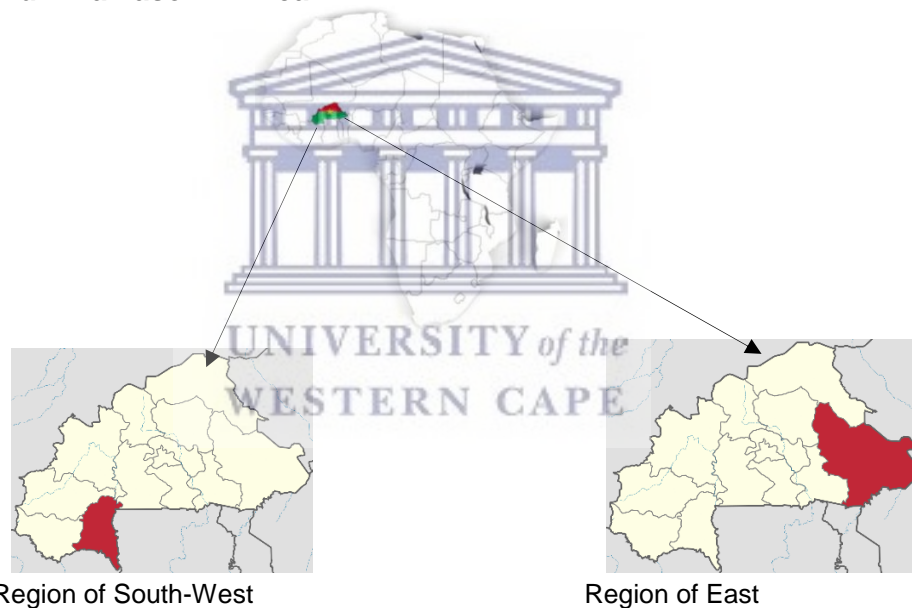
## Chapter I : General Theoretical Framework

In this chapter, the theoretical issues of this thesis are discussed. To this end, we will first present the geographical scope of this study. Subsequently, the objectives and sources of data and the approach to their analysis are discussed.

### 1.1 Localisation

The data collected has concerned two administrative regions of Burkina Faso that are the regions of East and South-Western ones. These two regions, like the 11 others of Burkina Faso, have been created by the Law No 2001-013 (National Parliament) of 02<sup>nd</sup> July 2001 concerning the creation of 13 administrative regions.

**Figure 0-1.1 : Burkina Faso in Africa**



<sup>1</sup>Source : Refer to footnote

#### 1.1.1 The Eastern Region

The Eastern region is located in the eastern part of Burkina Faso. It is 46 694 km<sup>2</sup>, and represents 17% of the country (DRED, 2003). Its average density was 41.6 people per km<sup>2</sup> in 2019. The Eastern region covers five provinces that are: Gourma, Gnagna,

---

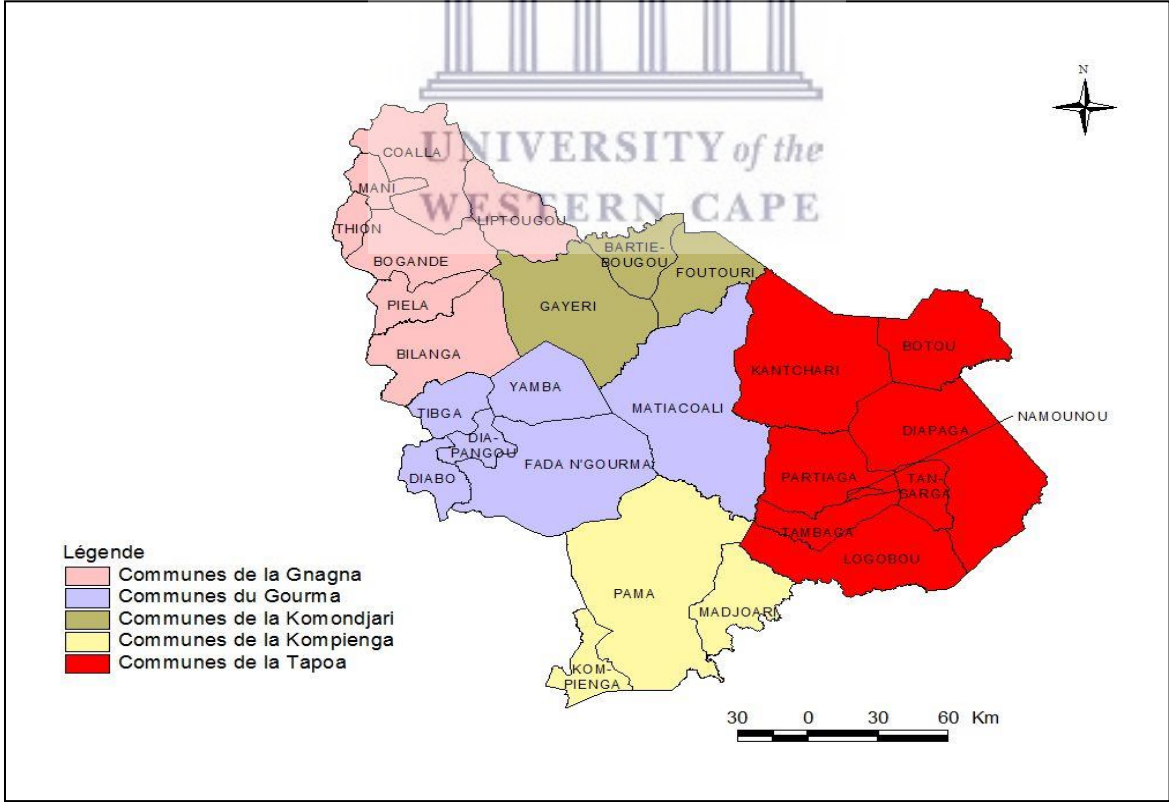
<sup>1</sup> Africa 3d map with marked borders - Burkina Faso area Marked with Burkina Faso flag - isolated on white background - 3D illustration Stock photo - Alamy (alamyimages.fr)

Tapoa, Komondjoari and Kompienga. The two municipalities which are observed in this thesis are located in the province of Tapoa, for Kantchari and Kompienga for Pama.

The region has border in the north with the Sahel region of Burkina Faso, in the south with the States of Togo and Benin to the eastern side with the State of Niger, to the western side with the Central-Eastern and Central-Northern regions of Burkina Faso.

The geographical location of these communes, which places them close to international borders, makes them large centres where the migratory flow of women and children is quite important, with the consequence that people are trafficked to supply the labour force in the large plantations of the coastal countries or in the opposite direction to come and supply the large cities of Burkina Faso, such as Ouagadougou, with domestic work or in the bars

**Figure 1.2: Representative of administrative subdivisions (municipalities) of Eastern region of Burkina Faso**



Source : Self-produced

In terms of inhabitants, according to the latest general census of population and housing in 2019, the population of the eastern region is 1 941 505 residents composed of 951 523 men (49.0%) and 989 982 women (51.0%). One of the features of the eastern population is its extreme youth. Indeed, more than the half of the population is under 10 years old and the average age is 20.0 years old against 21.7 years on national level. The population of the eastern region represents 9.5% of the national population.

### **1.1.2 The South-western region**

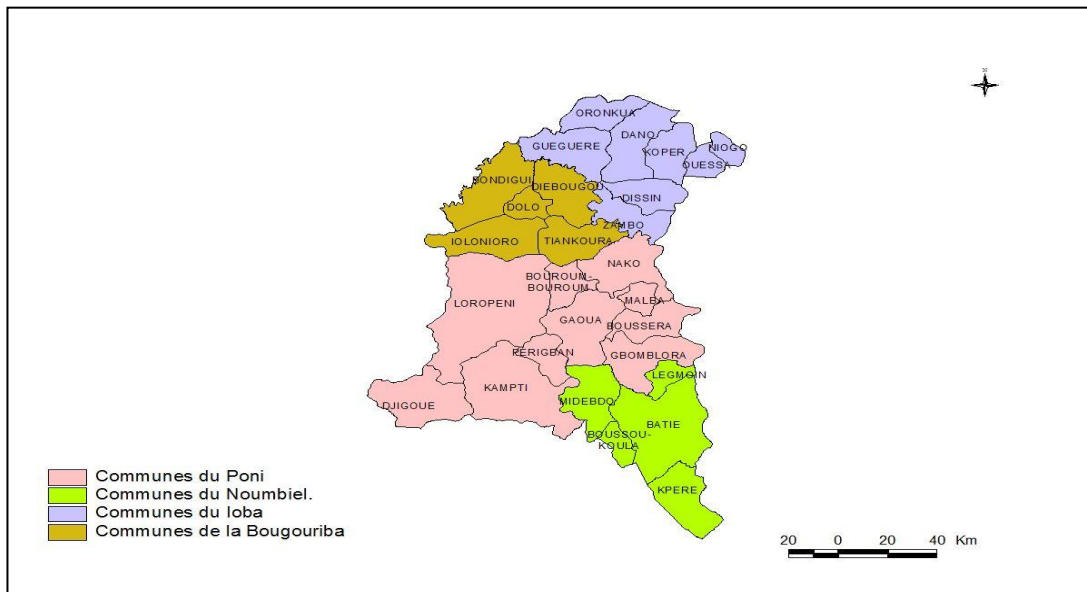
The southwestern region is composed by four provinces that are : Bougouriba, Ioba, Nounbiel and Poni. It has an area of 16,318 km<sup>2</sup> or 6% of the country. Its density was about 53.6 people per km<sup>2</sup> in 2006. In 2019, according to the Burkina Faso's General census of population the population of South-Western region was 874 030 with 422 459 men and 451 580. It's represent 4.3% of the people of the country.

Compared to the population of the eastern region, the South-western people is very young. Indeed 56.7% of its population is under 20 years.

The southwestern region is bounded at the east by Ghana country and the Central-Western region, to the North by the region of Hauts-Basins, the Boucle of Mouhoun and Central-Western, to the Western by the regions of Cascades and Hauts-Bassins and in south by the State of Ivory Coast.

The municipalities that are concerned by this study are Dissihn and Nako which are near of Ghana's border.

**Figure 1.3: Representation of administrative subdivisions (municipalities) of the southwestern region of Burkina Faso**



**Source: Self-produced**

## 1.2 Objectives of the study

### 1.2.1 General objective

The general objective of the study is to understand by which mechanisms sociocultural and economic factors interact to influence different types of violence against women. And also the type of recourse that women victims turn to emphasize on legal and judicial services and the quality of the provided services.

### 1.2.2 Specific objectives

Specifically, this study aims to :

- identify sociocultural factors that explain different types of violences against women ;
- assess the main progress in the area of violences against women between 2015 and 2018 in the Eastern and South-western regions;

- examine the remedies available, their access and how they are used by women victims of violence with a particular accent on legal and judicial services;
- determinate the opinions and practices of the populations regarding an ongoing solutions to combat violence against women.

### **1.3 Data and Methodology**

The survey is in line with the interventions of the Sexual Health and Human Rights Programme (PROSAD) which is part of one of its three components, namely "Promotion of women's rights and prevention of violence against women of all kinds". This study can contribute to better access to the Programme's interventions on the phenomenon insofar as multivariate analyses provide stronger statistical results than the descriptive analyses currently used. The study can shed light on the real reasons for violence against women.

To achieve the main objectives, the study used two approaches : a quantitative and a qualitative one. It relies on three databases from three cross-sectional surveys that are independent of each other but use the same methodological approach in quantitative terms. These are the 2015, 2017 and 2018 surveys. The qualitative component was carried out only in 2018. The data used are from surveys conducted in 2015, 2017 and 2018. In all three surveys, the modules "knowledge and approval of women's and girls' rights" and "extent of violence against women and men" were addressed. This is an action research project in which the research results are implemented in the framework of a programme to reduce violence against women in the eastern and southwestern regions of Burkina Faso. Multivariate logistic regression, using 2017 data, is used in this study to consider the particularities of each region included in the study. Trend analysis was carried out over the period 2015 - 2018 using the decomposition method and the Kappa method. The qualitative analysis was carried out on the 2018 data from the individual in-depth interviews and focus groups.

### 1.3.1 Quantitative data

The quantitative data are from household surveys with information collected from men, women and children on the basis of a random sample of villages in the four communes, two in the eastern and two in the southwestern. The eastern municipalities are Kantchari and Pama. Those in the southwestern are those of Dissihn and Nako. Data collection were done using tablets according to the Survey Solution method through Computer-Assisted Personal Interview (CAPI).

The key data collected are related to :

- Socio-demographic characteristics of household members through household questionnaire (about questions) ;
- the level of knowledge, attitudes and practices of women, men and children on violence in general and violence against women in particular.

#### 1.3.1.1 Sample size



For each of the surveys, four strata have been defined in order to achieve the desired level of representativeness per municipality. Each of the selected communes constitutes a stratum.

The sampling method used is two-stage random sampling with probability proportional to size (PPS) in the first stage and simple random sampling in the second stage. The primary sampling unit is the village.

At the first stage, villages were drawn within strata (Kantchari, Pama, Dissihn and Nako communes) with a Excel file according to the villages file from the 2006 General Population Census of Burkina Faso.

**Table 1.1 : Number of villages per municipality in both strata**

<b>Regions</b>	<b>Municipalities</b>	<b>Number of village</b>
East	Kantchari	30
	Pama	18
South-West	Dissihn	24
	Nako	78
<b>Total</b>		<b>150</b>

Following the first-degree draw of villages, the second degree draw was made of households within each village. The household draw is a simple random draw according to the route method using a sampling frame, which will be calculated according to the number of households per village, and applicable to all households in the village.

The sample, as calculated, is representative at the overall level of each stratum by gender.

According to the 2006 RGPH, the population per commune considered is over 10,000. In Kantchari, the population was already composed of 29,356 men and 29,837 women. In Dissihn, the population was 18,317 men and 19,459 women. The population of Nako was 27,916, of which 12,940 were men and 14,976 women. In Pama, the population was 28,755 with 14,781 men and 13,974 women.

The table below gives the population size by commune.

**Table 1.2: Distribution of population of municipalities survey by sexe in 2006**

<b>Municipalities</b>	<b>Number of people</b>	<b>Proportion by sex (%)</b>	
		<b>Male</b>	<b>Female</b>
Kantchari	59 193	49,6%	50,4%
Pama	28 755	51,4%	48,6%
Dissihn	37 776	48,5%	51,5%
Nako	27 916	46,4%	53,6%
<b>Total</b>	<b>153 640</b>	<b>49,1%</b>	<b>50,9%</b>

Source : National Institute of Statistic and Demography (INSD), 2009

On the basis of these data, with populations of over 10,000 individuals per commune and per sex, the sampling formula and the survey samples are presented in the tables below.

### a) The sampling formula

This formula below allows us to obtain our sample by municipality.

$$n = \frac{Z_{\alpha}^2 * P(1 - P)}{e^2}$$

With the following indices:

Item	Meaning	value		
	Significance level	95%		
<b>z</b>	Deviation corresponding to the significance level of 95%	1,96		
<b>p</b>	Proportion of the variable of interest <i>Knowledge of at least one protection measure against violence against women</i>			
<b>q</b>	1-p			
<b>e</b>	Desired degree of accuracy	0,05		
<b>n</b>	sample size			
	Non-response rate	10%		
Municipalities	Sex	Proportion of p in 2015	Proportion of p in 2017	Proportion of p in 2018
Kantchari	Male	0,819	0,815	0,85
	Female	0,844	0,79	0,836
Pama	Male	0,767	0,909	0,799
	Female	0,806	0,89	0,823
Nako	Male	0,884	0,92	0,85
	Female	0,849	0,895	0,825
Dissihn	Male	0,886	0,844	0,86
	Female	0,863	0,823	0,851



### a) Sample size

Based on the above indices, the sample size is as follows in the table 1.3 below.

**Table 1.3 : Distribution of the sample by commune and sex of respondents**

Municipalities	Sex	Size in 2015		Size in 2017		Size in 2018	
Kantchari	Male	367	670	372	804	291	612
	Female	303		432		321	
Pama	Male	492	884	168	373	408	757
	Female	392		205		349	
Nako	Male	218	511	144	339	295	644
	Female	293		195		349	
Dissihn	Male	213	476	303	655	268	557
	Female	263		352		289	
<b>Total</b>	<b>Male</b>	<b>1290</b>	<b>2541</b>	<b>987</b>	<b>2171</b>	<b>1203</b>	<b>2570</b>
	<b>Female</b>	<b>1251</b>		<b>1184</b>		<b>1367</b>	
	<b>Total</b>	<b>2541</b>		<b>2171</b>		<b>2570</b>	

In total, six teams of four interviewers and one leader (five people per team) were selected to collect data for each survey. The approach to recording information from households included half a day per village for enumeration and drawing of households per village and per team, a full day for recording information from household members and half a day for travel between two villages (i.e. two days per village). In sum, the data collection was carried out over 14 days and one day of general debriefing with the team members.

The selection of households in the villages was done in a simple random way. The following survey procedure was conducted in each sampled village:

- 1) Enumeration: determining the total number of households in the village from a form made available to the interviewers.
- 2) Selection/random drawing of households to be surveyed according to a random drawing step defined according to the total number of households in each village.
- 3) Interviewing within households

- Children (girls and boys) aged 10-17 years, with a maximum of two boys and two girls per household.

- Adults (men and women) aged 18 years or older with a maximum of two men and two women per household.

According to the 2006 general population and housing census of Burkina Faso, the average household size was 6.3 in the East region and 6.0 in the South West region. With an average of six persons to be surveyed per household, there were 11 households to be surveyed per village per commune in both regions (East and South-West). The total number of villages covered per commune was 7, or 28 communes in total.

#### **b) Household survey process**

Here, it was a question of determining the data collection procedure, taking into account the logistical means required, the resources available, the real difficulties in the field, and the strategies necessary for the collection of data quality.

The basic unit from which the data were collected was the ordinary household. The ordinary household, according to the National Institute of Statistics and Demography (NISD), is generally considered to be the basic socio-economic unit in which the various members are related or unrelated. They live together in the same concession, pool their resources and jointly meet the bulk of their food and other vital needs. They generally recognize one of them as the head of the household, regardless of gender.

Each data collection team consisted of a leader and four enumerators. Once in the field, the team was expected to identify the boundaries of the selected villages. After this step, the target population would be surveyed in households. The household enumeration method is the route method. The procedure was that, for a selected route, to survey children aged 10-17, women and men aged 18 or older in households that would have been selected according to a draw step that would be calculated from the

total village enumeration. All children aged 10-17, women and men aged 18 or older were eligible.

The collection method chosen was door-to-door with direct population interviewing, this means the interviewer spoke directly to the household members. He completed the questionnaire on a tablet through the Survey Solution application on the basis of a free declaration by the respondent. The advantage is that the data collection is monitored from the central level and at the end of the collection, the database is directly available.

The choice of the first household was made according to a step that was calculated after the enumeration and identification of all households.

To carry out the enumeration of households in the village, a form was made available to the enumerators. This form was made up of two parts: the "identification" part and the "household information" part.

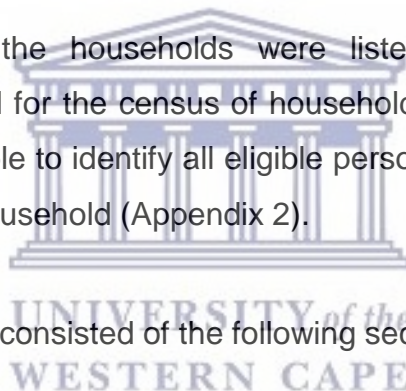
The identification section allows the location of concessions and households to be determined. The "household information" section is composed of nine (09) columns, each corresponding to key information to be entered in the field (see Appendix 1). These different columns are :

- Row number (this part will only be filled in by the team leader). It is at this level that the households to be surveyed will be determined).
- Concession Number.
- Name of the concession manager. The concession manager is a natural person responsible for the concession. This can be the landlord, a relative of the landlord, or the person who collects rent on the landlord's behalf. This individual may or may not live on the compound. the concession is different from housing because most often the housing is inside the concession and it is in the housing that we find the members of the household
- Household number in the dealership

- Name of head of household
- Gender of head of household
- Household size
- Observations (where any information that can be used to identify the household in the field).

The concession and household numbering sheet was completed by the interviewer during the numbering process. After entering the concession and/or household numbers in the appropriate places, the interviewer had to take the numbering card and start by filling in the geographical identifiers (Region, Province, Commune/Subdivision, Village/Sector). Then proceed to fill in the columns one after the other. This filling in was done while in the concession.

Once in the concession, the households were listed. For this, a household questionnaire was developed for the census of household members. This household questionnaire made it possible to identify all eligible persons who met the age criteria of 15 years or older in the household (Appendix 2).



The individual questionnaire consisted of the following sections :

- Identification of the respondent's area ;
- Individual or socio-demographic characteristics of the respondent ;
- Extent of gender-based violence;

### **1.3.2 Qualitative survey**

This quantitative approach was completed with a qualitative research to better understand the logic behind violence against women. The qualitative survey concerned:

- individual interviews with young women and men of 15-24 years about their opinion in relation to violence against women ;
- individual interviews with women of 25-49 years and men of 25-59 years;
- focuses groups with young women and men of 15-24 years old about the reasons of violence against women and their appreciations of the struggle strategies as well as their suggestions;
- interviews deepened with some key informer such as decision-makers and actors of the promotion and the protection of the woman's rights and other resource people to identify the reasons of the practice, their appreciations of the current combat strategies and their suggestionst.

The qualitative interviews were conducted by four qualitative researchers (one per commune) with at least a bachelor's degree in social sciences. They were autonomous in the conduct of their work after the fieldwork had been prepared by resource persons (Village Development Councillors) in the villages where they were to hold the interviews.

A total of 40 qualitative interviews were conducted. The interviews took place over seven days and were conducted by four qualitative interviewers at the rate of 10 interviews per person. Thus, each qualitative investigator had to conduct four focus groups and six qualitative interviews. The average workload per day was a maximum of two interviews per day. Each qualitative expert worked in a municipality in order to minimize travel distances. For the management of the focus groups, the qualitative specialist could get help from the village development adviser. Transcription of interviews was completed within 14 days by the same qualitative researchers after data collection.

The qualitative analysis is an important aspect of the study which can pull out some specific reasons or opinion not considered in the quantitative part.

This is a research action including both quantitative and qualitative approach of the phenomenon of women based violence in Burkina Faso. The main scoop is the consideration of the monitoring and evaluation of progress made between 2015 and

2018 in the knowledge, understanding and reduction of domestic violence. The main scope of the study is the consideration of several types of domestic violence and more specifically those perpetrated by the male partner and actions taking by victims if anything are made to stop it.

The collection of the qualitative data has lasted for 7 days including travel days. Those qualitative interviewees were recruited for this task. The qualitative side has concerned religious, customary, traditional, administrative, civil society organisation leaders.

Individual in-depth interviews by region.

**Table 1.4 : Summary of in-depth individual interviews and focus group**

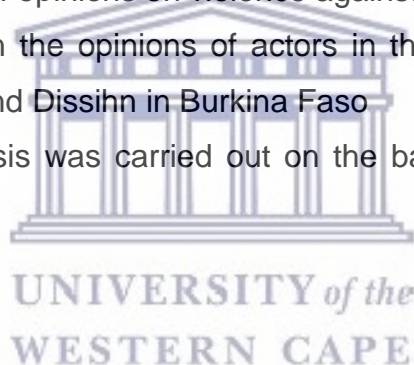
Types	Ages	Regions	
		eastern (Kantchari and Pama)	southwestern (Dissihn and Nako)
<b>1. Focus group</b>			
Teenagers	10-14 years old	2	2
Young (mixed)	15-24 years old	2	2
Adults women	25-50 years old	2	2
Adults Men	25-50 years old	2	2
<b>Total</b>		<b>8</b>	<b>8</b>
<b>2. Individual interview</b>			
Muslim leader		2	2
Catholic leader		2	2
Christian Pastor		2	2
Customary chief		2	2
Town Councillor		2	2
Women Association Leaders		2	2
<b>Total</b>		<b>12</b>	<b>12</b>

An in-depth individual interview guide by population category was used.

## 1.4 Data analysis

Data analysis and report production was done using the templates adapted to each article or section below. This analysis is specific to each database from the 2015, 2017 and 2018 surveys.

- Data from the 2017 survey were used to develop the article on Factors of Domestic violence against women: Correlate types of violence and the place of occurrence (Chapter III). This article was published in the Journal of Asian and African Studies (JAAS).
- Data from the 2015 and 2018 surveys were used to prepare the article on :
  - the decrease in the prevalence of violence against women according to their socio-demographic characteristics in the communes of Kantchari, Pama, Dissihn and Nako of Burkina Faso is it related to an effect of decomposition or simply to a behavioral effect?
  - the dynamics of opinions on violence against women between 2015 and 2018 based on the opinions of actors in the communes of Kantchari, Pama, Nako and Dissihn in Burkina Faso
- The qualitative analysis was carried out on the basis of data from the 2018 survey.



## Chapter II: Domestic violence against women : Global framework for understanding the phenomenon

In Burkina Faso, in a 2007 study carried out in the eastern and southwestern regions of the country by the PSV/DHTE programme of the German Technical Cooperation (GTZ, now GIZ), 33.5% of women reported having been victims of violence of some kind in the 12 months prior to data collection. And, 30.6% of men reported violence against their wives or daughters in the same period. The family was cited by 77.3% of women and 83.6% of men as the first place where women and girls experience violence. The husband was cited by 68.9% of women as the perpetrator of such violence. This proves, beyond the institutional perpetrators, that the spouse or partner, who is closer to the woman, is the first actor to subject her to the torments of violence. Thus, in most cases, the perpetrators of violence, especially domestic violence against women, are generally men. They are often the partner or boyfriend. However, women are sometimes also perpetrators of violence. This is the case of co-wives, stepmothers, mothers-in-law, daughters-in-law, mistresses, bosses, etc.

Sociocultural variables such as place of residence, the current attendance, achieved level of education, religion, marital status, or the main occupation, as well as perception variables such as the perception that women have rights or if they deserve to have the same rights as men or what they think about violence against women, would be strongly correlated with violence against women. At first, some variables were significantly associated with the dependent variable but in the presence of the other factors, their behavior changed to explain the studied phenomenon. Current attendance is included. In the other hand, variables such as religion and the fact to believe that the woman has rights that were significant at the gross level are not significant when we put all the variables.

In sum, women who are more at risk of domestic violence at global level of the model are women of the southwestern region, women who are employed and housewives. On the other hand, women who do not currently attend, and women who believe that women do not deserve the same rights as men are less exposed to violence. Results of this survey indicate that interventions for improvement should be focused on some



categorical women: some who come from the southwestern region, and women who are employed and those who are housewives.

What is the level of knowledge of the surveyed populations in the East (Kantchari and Pama) and Southwest (Dissihn and Nako) about the types of violence against women? What is the prevalence by region?

Before addressing all these issues, it is important to set the scene by presenting an overview of violence against women in the Eastern and Southwestern regions, specifically in the communes of Kantchari, Pama, Dissihn and Nako.

## **2.1 Violence against women at different stages of life**

Violence against women is present in the process of women's development. It does not happen at one point in time. It is a continuous factor that affects all categories of women from birth to the end of their lives (WHO, 2017).

### **2.1.1 Before birth**

Violence at this stage is assessed in terms of the moral violence suffered by women. Indeed, in many societies in both Africa and Asia, the desire to own male offspring contributes to the development of a sense of moral violence among women who are carriers of pregnancy and whose outcome could be feminine. Moreover, Gilgenkrantz S. (2007) believes that in all countries of the world, it seems more rewarding to have a boy than a girl. This ancestral preference stems from the structures of societies, which are often patrimonial and generally patrilineal. Unicef (1990), in its Convention on the Rights of the Child of 1989, mentions this form of discrimination which affects half of the world's population and from which no country is exempt. It ranges from the point of pride at the birth of a son and the gender stereotypes inflicted on girls by parents, educators and the media, to the worst practices of "exclusion" of girls, attested by the worrying demographic imbalance currently taking hold in Asia. Through selective

abortions, infanticide and abuse (Gelles R.J, 1991)<sup>2</sup> . All this has the consequence of bringing this continent back to make up a deficit of about 90 million women.

In Burkina Faso, infanticide of female births is certainly not common, but in the absence of real stigmatization, cases of repudiation of women who give birth to girls are common in some societies.

### **2.1.2 To the woman and during the early childhood of her daughter under 15 years of age**

Preference for the male child is a phenomenon that occurs in many societies. The arrival of a male child is announced as the guarantee of an heir able to ensure and perpetuate the lineage; this is not necessarily the case for the child girl who is more considered as an outsider inasmuch as at the mature age with nuptiality, she will swell the ranks of another family. Thus, at the birth of a girl in a family, through the head of household who was expecting a male birth, the desolation is clear for him and his family. The consequence would be the ill-treatment of the mother and the female child. Two such countries where attitudes of son preference have translated into an increasing trend of sex selective abortions are India and China. In a study by Jha et al. (2011) a staggering 7.1 million fewer girls than boys aged 0-6 years were reported based on a 2011 Indian census. This study examined changes in the male: female sex ratio in India from 1995 to 2005 (Jha et al., 2011).

Events, such as baptisms associated with the successive birth of daughters in a household, are carried out in the most sober manner. The stigma is even greater when the mother of girls has co-wives who have male births; in most cases she will be neglected in favour of them. If she is in a monogamous household with only female births, the pretext is all too easy for the spouse to seek by any other means (infidelity) a boy, or even an heir, out of the marital home.

---

<sup>2</sup> Gelles, R.J. Physical violence, child abuse, and child homicide. *Human Nature* **2**, 59–72 (1991). <https://doi.org/10.1007/BF02692181>

It is therefore obvious that giving birth to only girls is a source of discrimination and frustration for the mother and her children.

### ***What about the little girl under 15 herself?***

At this stage of life, the little girl is subjected to several types of violence. These include: submission to harmful traditional practices (excision, marriage, forced and/or early marriage), low schooling for girls, overworked domestic work, etc. In Burkina Faso, for example, despite the efforts made in the fight against FGC, the prevalence rate is still high: in 2015, 11.3% of girls aged 0-14 years were circumcised, compared to 13.3% in 2010 (INSD, 2011, 2015). Furthermore, with the repression linked to the practice of excision, we are increasingly witnessing a lowering of the age at which excision is practiced, which is manifested on very young girls or on those who have not yet reached school age in order to avoid any suspicion. This practice of excision is a violation of their rights to physical integrity and health; the same is true of forced and early marriages, child pornography, paedophilia, etc., to which they are subjected with their inability to oppose it because of their young age.

There is also an inordinate workload entrusted to girls from an early age and a reduced access to education for girls compared to their brothers. The right to education is guaranteed for every child, male or female, but girls are less likely to exercise this right than boys. This is what Kobiané J. F. (1993) shows in his work when he presents the differentiation of access to education by girls compared to boys. Some girls who had been able to start school may, at that age, be taken out of school to be forcibly married or to help parents with household chores, for example.

#### **2.1.2 Teenagers and youth**

Adolescence is a phase of human, physical and mental development that occurs during the period of human life from puberty to adulthood. The criteria for defining adolescence have varied throughout history. Entry into adolescence is generally marked by the biological changes triggered by hormonal changes during puberty. Its duration in social terms is related to the degree of financial dependence on parents.

According to WHO (2020), youth violence is a global public health problem. It covers a range of acts from bullying to physical abuse, more serious sexual and physical abuse and even homicide. During adolescence, the girl can be a victim of all kinds of violence, including the following ones :

- Sexual assaults that manifest themselves as touching or indecent assault.
- Sexual abuse, which can be of two kinds: either by offering advantage (monetary or otherwise) or by force through rape. Without any precautions, no category of girl is safe.
- Coercion into prostitution, unwanted forced pregnancies, forced and clandestine abortion, infanticide.
- Sexual harassment by some persons often older than themselves. This harassment can be done by people who are supposed to be role models for them, such as my guardians, teachers or others.
- Social and/or family abandonment due to pregnancy or denial of forced and/or early marriage.
- Incest, sexual abuse within the family, or community, etc.

The consequences of such violence are enormous because they can be health, social and emotional. At the health level, the consequences can be the development of sexually transmitted infections for which it is difficult for the woman to benefit from medical treatment, especially when she comes from a modest family. At the social level, in view of the manifestation of certain types of violence, society rejects the victim through her stigmatization. This is especially the case when the violence suffered is rape. At the emotional level, it is rather the loss of self-esteem that prevents the girl from using all her potential to ensure her self-promotion.

The perpetration of violence in adulthood is already constructed during the girl's adolescence or youth. Jaspard M. et al (2003), specifies that many professionals in contact with victims of violence, judicial personnel, police officers, social services personnel, therapists, support the hypothesis of the reproduction of violence, which can be summarised as follows: the victims, as well as the perpetrators, reproduce situations of violence suffered when they were children. The authors, quoting Welzer-Lang (1991), add that "Violent men have been abused children" and that, with Lopez

(1997) "all criminals have been beaten children". Thus, adolescence and youth, like the social environment, could be the cradle of violence in adulthood.

### **2.1.3 During adulthood**

In the national survey on violence against women and men in Morocco, which is the case in many contexts, HCP (2019) identifies the environment in which the phenomenon is perpetuated in adulthood. This environment is dominated by the marital context or relationship with the intimate partner, the family context, the work context, the education and training context, the public space, etc.

In the context of the marital and intimate partner relationship, the violence that is exercised there includes "marital violence" and "intimate partner violence" (HCP, 2019). This concept of "intimate partner violence" appears to be more inclusive than that of spousal violence, since it also includes violence in intimate relationships outside of marriage and in the context of post-separation. Domestic violence refers to this inclusive concept and includes any act of violence, whether psychological, physical, sexual or economic.

According to the author, gender-based domestic violence refers to the exercise, or threat of exercise, of physical, psychological, sexual or economic violence by a structurally advantaged or stronger person in the context of a family relationship other than a marital one. Relationships with all members of the in-laws are also part of this context.

Violence in the workplace or in the exercise of economic activity may be perpetrated by superiors, colleagues, clients or any other person who exerts an act of violence against the victim in the exercise of his/her professional activity.

In the context of education and training, this refers to any physical, psychological and sexual violence, including harassment and rape, perpetrated in education and training establishments or in their surroundings against pupils or students by teachers, administrative staff, fellow students or other strangers around the establishment.

Violence in the public space, in its psychological, physical and sexual forms, is likely to be perpetrated by acquaintances (friends, neighbours) or strangers, or by law enforcement officers or service providers in administrations or elsewhere.

At this stage of a woman's life, the types of violence to which she is subjected take place above all in the family and domestic sphere through acts of repudiation, often rightly or wrongly; acts of separation from their children, acts of marital rape, etc. Sexual coercion in the workplace, sexual exploitation, incitement or coercion into prostitution, etc. are also noted during this period.

#### 2.1.4 Third age

In our changing society, from traditional to modern, the role and place of the elderly tends to be increasingly emptied of its content, especially when one or the other sex is in a situation of widowhood and precariousness. Thus, for women of the third age, living without descendants and being in a precarious situation for example, it is easier to exercise any form of moral violence on them by accusing them of witchcraft or soul eating.

Moreover, because of their advanced age, which is sometimes used as a pretext, it is not uncommon for their abandonment and/or exclusion by their spouses to the benefit of younger women. This situation is not without moral, material and emotional damage for them.

**Table 2.1 : Type of violence suffered by the woman or girl in the different phases of her biological evolution**

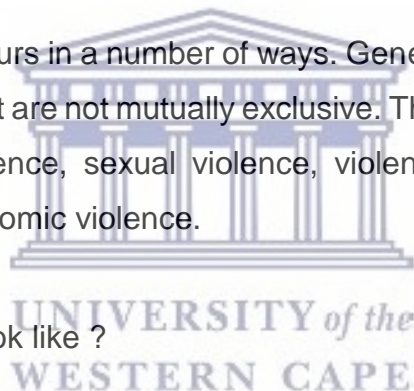
Phases of girl/women biological evolution	Type of violence inflicted to women during their lives
<b>Unborn baby:</b>	abortion according to gender, consequences of the brutalities underwent by the pregnant woman on the new-born
<b>During little babyhood</b>	infanticide of the female new –born ; physical, sexual and psychological abuse
<b>Babyhood (girls)</b>	early marriage; sex mutilation; physical, sexual and psychological aggression; incest; childhood prostitution and pornography

Phases of girl/women biological evolution	Type of violence inflicted to women during their lives
<b>Adolescence and adult life</b>	flirt and outing with the boyfriend that turn into violence (acid attack and rape for example); sexual intercourse due to financial blackmail (for example female pupils and students having sexual intercourse with "old people supposed to protect them" against the payment of their school fees; incest; forced sex on the workplace; rape; sexual harassment, forced prostitution and pornography; women exchange against money; partner violence; marital rape; bad treatment and murder linked to the dowry ; partner homicide ; mental abuse; sexual abuse of disabled women; forced pregnancy.
<b>Old people:</b>	forced "suicide", or widow murder for financial reasons; sexual, physical and psychological violence

Source : WHO, 2002

## 2.2 Typology of violence against women

Violence against women occurs in a number of ways. Generally, they can be classified into five broad categories that are not mutually exclusive. These are : physical violence, moral or psychological violence, sexual violence, violence linked to customary or religious practices, and economic violence.



What does each category look like ?

### 2.2.1. Physical violence or physical abuse

Physical violence refers to the woman's body and manifests itself mainly through blows (fist, foot, with or without an object, etc.) and wounds, slaps, hair pulled out, pinches, bites, burns, bumps, twisted or broken limbs, murders, acid baths; etc.

Generally speaking, these are acts of violence whose effects are often visible on the human body through scratches, wounds, even limb amputations, etc. This type of violence can have consequences that can lead to temporary or permanent disability or even death.

Physical violence most often occurs in the marital or even family home, and is perpetrated mainly by the spouse or by members of the in-laws. The motive remains that of bringing the woman back on the right path.

### **2.2.2 Verbal, moral or psychological violence**

Verbal and psychological violence constitute attacks on a woman's personality, her image, her self-esteem and her inner balance. It is considered an important sociological and legal problem and a serious threat within the context of basic human rights (Alkan Ö and al., 2022)<sup>3</sup>. Verbal and moral violence manifest themselves through fear, ridiculous nicknames, pressure, mean teasing, threats, blackmail, unwarranted criticism, intimidation, isolation, manipulation, possessiveness, denunciation and slander, defamation, insults, repudiation, devaluation, etc. (WiLDAF/FeDDAF, 2007). They contribute to the devaluation of women through scornful and insulting attitudes and remarks that have the effect of creating a permanent feeling of frustration, fear and loss of self-confidence in the victim. Invisible, this form of violence is traumatic for the victim and could prevent her from developing her own potential. It is, therefore, a killing by the verb or by silence. According to Miguel C. (2018), the factors associated with psychological abuse are: social and family isolation, low self-esteem, excessive empathy for the abuser, submissiveness, psychological dependence on the abuser, and self-blame as an internal attribution of the cause of the abuse. <sup>4</sup>.

### **2.2.3 Sexual violence and abuse**

Sexual violence manifests itself in several ways, the main ones being: sexual abuse, coercion to have sex by force, marital rape, sexual harassment, forced prostitution, etc.

According to WiLDAF/FeDDAF (2007) the populations in West Africa suffer from serious problems due to the multiple cases of rape perpetrated on women and girls.

---

<sup>3</sup> Alkan Ö, Serçemeli C, Özmen K (2022) Verbal and psychological violence against women in Turkey and its determinants. PLoS ONE 17(10): e0275950. <https://doi.org/10.1371/journal.pone.0275950>

<sup>4</sup> Miguel Cañete-Lairla & Marta Gil-Lacruz (2018) Psychosocial Variables Associated With Verbal Abuse as a Form of Intimate Partner Violence Against Women in a Spanish Sample, Journal of Aggression, Maltreatment & Trauma, 27:3, 237-255, DOI: [10.1080/10926771.2017.1320343](https://doi.org/10.1080/10926771.2017.1320343)



These cases of rape can sometimes be collective or individual.

Still according to WiLDAF/FeDDAF (2007), the consequences of rape on women and the community are enormous and could manifest themselves at several levels.

a) **On the physical level**, because of the sexual relations imposed, the consequences on health according to the degree of vulnerability of the victim can lead to :

- the tearing of the genitalia in minors;
- the risk of internal bleeding leading to partial or permanent sterility;
- gynaecological problems (chronic infections, blocked tubes);
- unwanted pregnancies;
- abortions and all the risks associated with them;
- contamination with viral diseases such as hepatitis A, B or C;
- contamination by STI/AIDS

b) **On the psychological and psychosomatic level**, the victim is observed to be :

- personality disorders;
- an inferiority complex;
- shame, confusion, imbalance;
- feelings of persecution and insecurity.



c) **Other consequences** are among others :

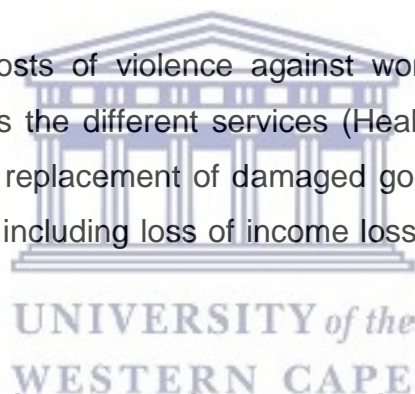
- the great precariousness in which the girls find themselves after the rapes, their rejection by their family, or even their community;
- the taunting to which children born as a result of rape may be subjected, since they are most often born "fatherless" and are often embittered and become dangerous to society.

Overwise, according to the Haut Commissariat au Plan (2019), in Morocco, the economic costs of violence represent a heavy burden both for society, through its

health system, its social support services, its judicial system, The economic costs of violence in Morocco represent a heavy burden both for society, through its health system, social support services, judicial system, budgets allocated to the development of policies or action plans to combat violence against women and girls and, above all, the loss of economic production, and for individuals and households through their expenditure on accessing different services, loss of income due to the cessation of work and the cessation of unpaid domestic work.

In a study conducted in 2019, the Moroccan High Commission for Planning specifies the monetary cost of violence against women and girls, specifically relating to the direct and indirect costs of this violence borne by women and indirect costs of this violence borne by individuals and their households in all living spaces and for forms of physical and sexual violence in the 12 months preceding the survey. These costs are tangible direct or indirect.

Thus, the direct tangible costs of violence against women and girls include the expenses incurred to access the different services (Health, Justice and Police), for accommodation and for the replacement of damaged goods. Indirect tangible costs refer to the opportunity cost including loss of income loss of income due to absence from paid work



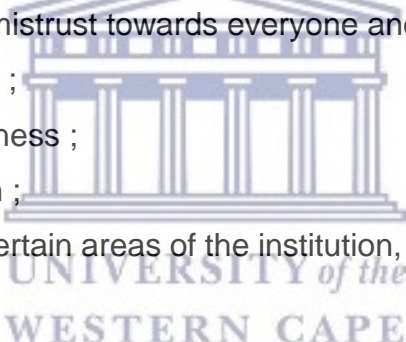
d) **Another form of sexual violence against women is sexual harassment**, which is broadly defined as any abusive conduct manifested by behaviour that violates a person's dignity or physical or psychological integrity. It is also the act of subjecting a person to constant and annoying sexual advances, gestures, acts and repeated, unwanted words having a sexual connotation and taking place in the context of an unequal relationship. This unwanted behaviour may take a verbal, physical or visual form.

At school and university level, sexual harassment and abuse is perpetrated by teachers, even supervisory staff, and sometimes by other male pupils or students on young girls, usually at a lower level, whether at primary, secondary or university level.

At the level of the training centres, harassment is perpetrated by workshop bosses and other male apprentices on young female trainees. Both at the school level and within the workshops, girls aged 12 and over are affected by this form of violence. This problem is often hidden and it is difficult for the girls to get protection assistance because the perpetrators often develop mutual complicity, protect each other and blame the girls under the argument that they were provoked. Sometimes they like to claim that there is nothing wrong with falling in love with their pupil.

This has serious consequences for the physical and mental health of the learner or victim.

At the social and psychological level of the learner, sexual harassment leads the victim to emotional reactions such as anxiety, confusion, frustration, depression and fear. These states of mind predispose the victim to :

- 
- a permanent state of mistrust towards everyone and especially towards males;
  - loss of self-confidence ;
  - a feeling of powerlessness ;
  - a loss of concentration ;
  - the habit of avoiding certain areas of the institution, the place of learning, or the workplace ;
  - guilt ;
  - introversion.

At school level, the situation of psychological imbalance caused by sexual harassment has the immediate effects such as distraction and stress, which quickly discourage the victim or even demotivate her; as a result; she could drop out school. This leads to repeated failures and permanent changes in the school and sometimes to dropping out of school. This situation also contributes to the increase in dropout and attrition rates and thus to the reduction in the number of women who can later move into decision-making spheres in the country.

All these consequences have repercussions on the lives of young girls as future

women. Sexual harassment in the workplace is a reality that can no longer be ignored. In a study conducted in Burkina Faso on the subject, 98.2 per cent of respondents were aware of the phenomenon and could describe its manifestations. However, the majority of victims do not talk about it out of fear, shame and because they are sure they are misunderstood (WiLDAF/FeDDAF, 2007).

## **2.2.4 Violence related to cultural and religious practices**

Certain traditional practices are the result of ritual alternations made to populations and individuals according to age and culture. Beliefs associated with traditional practices, their perpetuation in time and space. There are several types of traditional practices. They include early and/or forced marriages and female genital mutilation.

### **2.2.4.1 Early and/or forced marriages**

In most African societies, including Burkina Faso, there are three types of marriages that are celebrated : customary marriage which implies a link between two lineages. There are three types of marriages that are celebrated : customary marriage, civil marriage and religious marriage (Christian or Muslim).

Customary marriage involves the establishment of a contract between two lineages. This contract often prevails over consent between two individuals. The family has the right to give a daughter in marriage to the point that here we no longer speak of "forced" marriages but rather "arranged" marriages.

According to some traditions, finding a spouse for one's child is a social duty and helps to maintain good relations between families. While this practice is not inherently bad, increasingly, economic hardship and the low purchasing power of the population are leading parents to forcefully marry their daughters in order to solve their financial problems. While this practice is not inherently bad, increasingly, economic hardship and the low purchasing power of the population are leading parents to forcefully marry their daughters in order to solve their financial problems. In this case, girls most often enter into marriage at an early age, which is not without consequences at various levels

such as :

- **in terms of education:** once married, girls rarely return to school. These marriages are said to be one of the main causes of girls dropping out of school, especially in rural areas;
- **in terms of health:** although early marriage is not a direct cause of mortality, it remains one of the factors aggravating the risks of maternal and infant mortality, mainly due to premature pregnancies. One of the direct consequences of early marriage is the occurrence of obstetric fistula. Every year many young girls develop a fistula (rupture between the bladder and vagina that causes incontinence). Sometimes disabled for life, often rejected by their husbands, women often find themselves excluded from their communities. Adolescent girls are also more vulnerable to sexually transmitted infections, including IST/AIDS ;
- Socially, this manifests itself in the abuse that is common in child marriages. Men tend to be more physically mature and older than these girls, whom they see as their daughters and therefore believe it is their duty to correct them. And it is this violence that girls will suffer throughout the duration of their marriage. Moreover, children who refuse to marry or who choose their future spouse against the will of their parents are often severely punished by the family or even banished forever. Indeed, girls who refuse to marry at an early age face banishment from the family in some societies.

Burkina Faso is among the ten African countries most affected by child : 10% of women were married before the age of 15 and 52% of women before the age of 18. All regions of the country are affected by the phenomenon, but to different degrees. According to the Demographic and Health Survey (DHS) of 2010 , the prevalence of marriage among rural girls aged 15-17 years old living in rural areas was 51% in the Sahel compared to 25% in the South West, 24% in the East, 22% in the Boucle of Mouhoun and 21% in the Cascades region.

### 2.2.4.2 Female genital mutilation

According to Vissandjée B. et al (2019), ritual alterations to the female genital cutting of children, adolescents and some adults have been a traditional practice in several cultures for a long times. Sub-Saharan Africa remains the cradle of these traditions, which are practised today in 26 countries. Contrary to popular belief, the main motivations behind these practices appear to be rooted in cultural values rather than religious precepts. Practiced since the time of the Pharoahs, FGC and infibulation have been documented in a wide variety of religious communities including, but not limited to animists, Catholics, Jews, Muslims, Protestants and various local religions (Abdulcadir and al., 2011; Jirovsky, 2010; Toubia, 2000). In many of these countries, the practice of female genital mutilation is reportedly motivated by the "preservation of a woman's virginity before marriage". It is intended to make women less sexually sensitive.

In Burkina Faso, 77% of women have undergone at least one FGM (DHS 2003) and 30% of women aged 15-49 have at least one daughter who has been excised (Bonkougou Z., 2005).

The different forms of FGM known in Burkina Faso are :

- the removal of the prepuce of the clitoris and/or the entire clitoris;
- removal of the clitoris, labia minora and/or labia majora;
- removal of the clitoris, labia minora and/or labia majora and saturation (infibulation).

There is also a fourth form consisting of an incision, pricking of the clitoris and/or external genitalia, although this is not known in Burkina Faso.

FGM in West Africa is one of the surviving practices whose consequences for the health of women and children have been widely established. Indeed, the short, medium and long term consequences are established on the sexual and reproductive health of women (haemorrhage, infection, difficult childbirth...).

However, some women are convinced that FGM and in particular excision would enable them to give birth easily.

#### **2.2.4.3 Force-feeding of women**

Mainly practiced in Mauritania, Niger and northern Mali, force-feeding consists of feeding girls a very large quantity of rich foods to force their physical development and enable early marriage.

The more they put on weight, the sooner they get married. The practice mainly targets girls at their peak growth period, such as between the ages of five and ten, which is a good time to go to school. This tradition is still alive, although it is tending to decline in some parts of the concerned countries.

The consequences of this practice include cardiovascular problems, hypertension and diabetes.



#### **2.2.5 Economic violence**

It covers all acts and behaviours that tend to undermine women's assets, the objective is to prevent their economic and personal development, by preventing women from exercising an economic activity, destroying their work assets, impoverishing them by all means, violating them in public, denying them access to the means of production such as forbidding them to have access to the promotion of women.

### **2.3 Knowledge about types or forms of violence against women in the eastern and southwestern regions**

Measuring the degree of violence against women basing on the knowledge of the population regardin this phenomenon. One of the hypotheses in this sense could be that a lack of knowledge of an act as falling within the scope of violence would multiply its occurrence.

Thus, what is the level of knowledge of the population about the different types of violence?

In 2015, for a study conducted on this issue in the eastern and southwestern regions by the GIZ's Sexual Health and Human Rights Programme (PROSAD), the types of violence cited by respondents differ according to gender. In the Eastern region, the types of violence known by men are mainly: intentional hitting and named-calling (61.9%), moral and psychological violence, such as refusal to eat or communicate (50.3%) and forced and/or early marriages (47.6%). Women in the same region cite the same types of violence as men. However, they also cited overload of domestic work (39.4%).

In the South-West, the three main types of violence against women and girls cited by men are intentional assault and battery (69.4%), moral and psychological violence (52.4%) and forced/early marriage (28.4%). In addition to the three types of violence cited by men, Refusal to contribute to household expenses (34.3%) is cited by women in the same region.

**Table 2.2 : Distribution of respondents by region and gender who know at least one violence against women according to the type of violence known in 2015.**

Type of violence	eastern			southwestern		
	Male	Female	Total	Male	Female	Total
Assault and battery	61,9%	64,5%	63,1%	69,4%	72,8%	71,4%
Female Genital Mutilation	23,1%	25,6%	24,3%	17,9%	16,4%	17,0%
Forced/early marriage	47,6%	44,3%	46,1%	28,4%	25,3%	26,6%
Moral/psychological violence (refusing to communicate, refusing to eat meals, etc.)	50,3%	54,4%	52,2%	52,4%	60,8%	57,3%
Sexual abuse/harassment/rape	10,8%	14,0%	12,3%	22,3%	18,5%	20,1%
Draft	5,7%	6,4%	6,0%	4,8%	3,1%	3,8%
Exploitation of girls' labour	17,1%	15,0%	16,2%	12,2%	7,7%	9,6%
Contested pregnancies/denial of paternity	5,1%	8,4%	6,6%	5,7%	5,6%	5,6%
Forced abortion	2,7%	2,2%	2,5%	2,6%	2,8%	2,7%
Inheritance problems	5,1%	5,4%	5,2%	1,7%	1,2%	1,4%
Domestic Work Overload	30,9%	39,4%	34,8%	21,8%	22,2%	22,1%
Refusal to contribute to household expenses	9,5%	9,6%	9,6%	17,9%	34,3%	27,5%



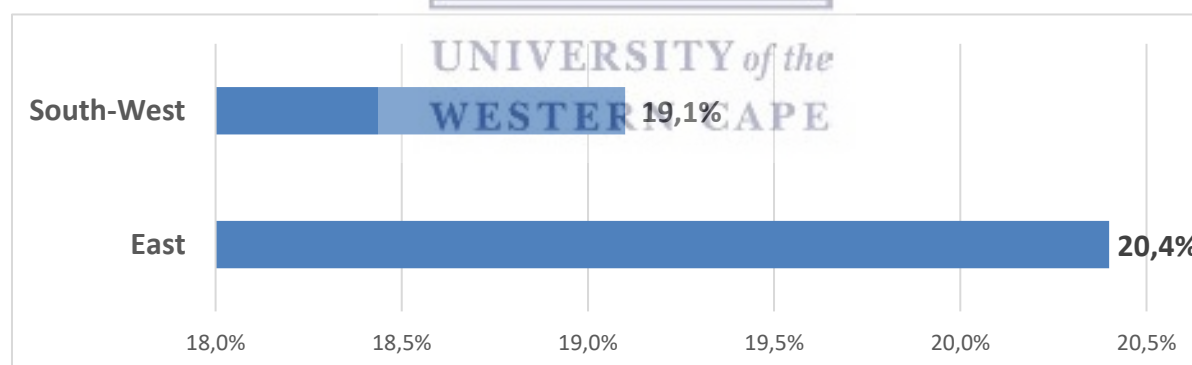
Type of violence	eastern			southwestern		
	Male	Female	Total	Male	Female	Total
Abandonment of the marital home	5,5%	5,2%	5,3%	4,4%	6,2%	5,4%
Social exclusion for witchcraft, pregnancy	4,0%	5,2%	4,6%	4,4%	2,5%	3,3%
Denial of access to means of production	4,0%	3,7%	3,9%	4,8%	3,4%	4,0%
Refusal to carry out income-generating activities	5,3%	7,1%	6,1%	8,3%	8,6%	8,5%
No type	1,7%	1,0%	1,4%	1,7%	,6%	1,1%
Don't know	5,3%	4,7%	5,0%	7,0%	6,2%	6,5%
<b>Total</b>	<b>675</b>	<b>547</b>	<b>1222</b>	<b>322</b>	<b>443</b>	<b>765</b>

Source : Survey GIZ/PROSAD, 2015

## 2.4 Prevalence of violence

Figure 2.1 shows the distribution of repondants who were victim of some form of violence in the previous 12 months of the survey. In general, about ¼ of the repondants had been victim of a recent violence in the eastern region. This proportion is higher than that of the southwestern region in the last 12 months.

**Figure 2.1 : Distribution of interviewed by region who experienced violence in the past 12 months in 2015**



Source : Survey GIZ/PROSAD, 2015

This happened mainly in the marital sphere during the last 12 months. Thus, whether in the East or the South-West, it is the spouses or partners who are the main actors of the violence suffered by the respondents.

In the Eastern region, apart from spouses, respondents were victims of violence by their own parents (9.4%), their step-parents (3.1%). In the South-West region, apart from spouses, the perpetrators of violence were the in-laws (9.5%).

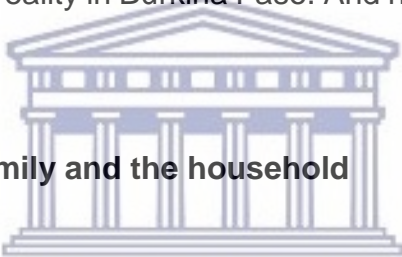
**Table 2.3 : Distribution of interviewed who were victims of violence in the last 12 months according to the perpetrator in 2015 (%)**

Perpetrator of the violence	Region	
	Eastern	southwestern
Spouse/Partner	25,0%	23,8%
Parents-in-law	3,1%	9,5%
Respondent's parents	9,4%	0,0%
Total	<b>64</b>	<b>21</b>

Source : Survey GIZ/PROSAD, 2015

**2.5 Places where violence is committed**

Violence against women is a reality in Burkina Faso. And no one escapes it. But where does it take place?



**2.5.1 Violence within the family and the household**

Generally, because of proximity, most violence against women occurs within the families in which they live. Girls are abused by their collateral relatives (brothers and/or sisters), ascendants (father and/or mother) or close relatives (uncle, aunts, cousins) or bosses and family members or by someone who is not a stranger to them (family friend). For Niaz U. (2003)<sup>5</sup> rigid cultures and patriarchal attitudes that devalue the role of women are at the root of widespread violence against them. For him, the family structure, in which the man is the undisputed head of the household, and activities within the family are considered private, allows violence to occur in the home. This violence can range from wife beating to sexual assault. In some countries, laws allow discrimination against women and discourage the reporting of violence.

<sup>5</sup> Niaz U. (2003), Violence against women in South Asian countries in Archives of Women's Mental health volume 6, pages173–184

Sidney (1996)<sup>6</sup> argues that although men's violence against women (...) occurs in most cases in the home, in a broader sense it does not originate and persist only in the home. It is but one element of a system that subordinates women through social norms that define women's place and guide their conduct.

For Shalu N. (2020)<sup>7</sup> the COVID pandemic has highlighted vulnerabilities and created challenges on the social and marital front in that women's lack of autonomy in patriarchal homes is increasingly reduced. These homes, which are no longer seen simply as comfort zones, become spaces where violence against women and children increases during confinement. Women and children confined in homes where perpetrators are present face serious abuse.

### **2.5.2 Violence in school environment**

The learning space (school) is the ideal place for girls who attend school to experience the phenomenon. Female pupils and students are victims of sexual harassment or abuse by male teachers. When pregnancy results, when the aggressor does not deny paternity, he marries her, thus ending all criminal proceedings, with the complicity of the community. As consequence, girls are forced to drop out of school and get marry to a man with whom they are not necessarily bound by secure emotional feelings.

### **2.5.3 Violence in the workplace**

Domestic workers are the most exposed to acts of violence by their employers, including physical violence and rape, especially deprivation of liberty.

In the formal professional environment, in some companies, the recruitment and promotion of women is most often linked to the acceptance or not of guilty relations

---

<sup>6</sup> Sidney R. S., Syed M. H., Riley A. P., Akhter S (1996), Credit programs, patriarchy and men's violence against women in rural Bangladesh, in *Social Science & Medicine*, Volume 43, Issue 12, Pages 1729-1742,

<sup>7</sup> Shalu N. (2020), COVID-19, Lockdown and Violence against Women in Homes (April 28, 2020). Available at SSRN: <https://ssrn.com/abstract=3587399> or <http://dx.doi.org/10.2139/ssrn.3587399>

with the employer; this would explain the sexual harassment to which many women are subjected.

According to Hewitt J. (2021)<sup>8</sup> research on workplace violence in countries such as Canada and the United States has shown that risk factors for homicide and non-fatal assault injuries differ considerably. And that workplace homicide was the second leading cause of workplace fatalities overall, but the leading cause for women. Statistics in developing countries are still inadequate or non-existent.

Fitzgerald, L. F. (1993)<sup>9</sup> notes that, although there are no epidemiological studies and large-scale surveys, sexual harassment has been a common phenomenon in the workplace since women began working outside the home. Sexual harassment is degrading, frightening and sometimes physically violent, often extending over a considerable period of time, and can have profound occupational, psychological and health consequences (Fitzgerald, L.F., 1993).

#### 2.5.4 Violence in the community

Violence is almost daily in the community. We see it in public spaces through insults. This violence is found in the public space (street, markets) through insults, taunting, blows and wounds, sometimes even rape and sexual assault. Most often these cases of violence are difficult to prosecute. Cultural and societal influences have an impact on health and health disparities among women survivors of intimate partner violence (Bent-Goodley, T. B., 2007)<sup>10</sup>

---

<sup>8</sup> Hewitt J. and Levin P. (2021) Violence in the Workplace, in Annual Review of Nursing Research, Vol 15, Issue 1, DOI : 10.1891/0739-6686.15.1.81

<sup>9</sup> Fitzgerald, L. F. (1993). Sexual harassment: Violence against women in the workplace. *American Psychologist*, 48(10), 1070–1076. <https://doi.org/10.1037/0003-066X.48.10.1070>

<sup>10</sup> Bent-Goodley, T. B. (2007). Health Disparities and Violence Against Women: Why and How Cultural and Societal Influences Matter. *Trauma, Violence, & Abuse*, 8(2), 90–104. <https://doi.org/10.1177/1524838007301160>

## 2.6 The causes

Several factors explain the phenomenon of violence against women.

In the logic of anticipating and upstream combat, combating the phenomenon of violence against women upstream, it is important to know the factors that encourage such violence, which would help to combat the evil from the root likely to encourage the occurrence of cases of violence against women. In this way, it is a question of identifying the evil and combating it at its roots.

The main factors cited by women in the East, in order of importance, are : poverty (63.5%). Indeed, because of this poverty, individuals are quick to react violently even to a situation that in reality is not worth it; this reaction is even more so when it concerns a female individual. Contradictions, especially verbal ones, between spouses (42.5%) also appear to be a cause of violence; personal conflicts between spouses (36.1%) with facts of action and reaction. The effect of alcohol consumption is also a major cause (27.5%).

In the South-West, the main factors favouring violence against women, mentioned by the women are: contradictions between spouses (65.7%), poverty, conflicts (31.5%), and alcohol (27.5%).

The trend observed among women in these two regions are different for men. The main factors cited by men in the East, in order of importance, are: poverty (63.0%), conflict (42.9%), contradictions between spouses (41.4%) and alcohol (25.3%). On the other hand, in the South-West, contradictions between spouses (68.3%), conflicts (37.9%), poverty (26.4%) and alcohol (25.6%) were cited by men. The Eastern part of Burkina Faso is a very disadvantaged region in terms of climate, agriculture, as it extends into the Sahelian part of the country and borders on Niger. In addition, the level of education of the population in this region is relatively low. It is also the region with the highest level of poverty in Burkina Faso. Certainly, the population of the eastern regions are aware of poverty and are eager to brand it as the real cause that contributes to violence against against women.

A small proportion of respondents consider that women's place in the family and in society appears to encourage violence against women and girls.

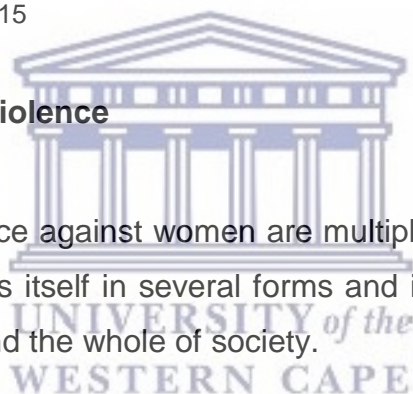
**Table 2.4 : Distribution of respondents aware of violence against women according to their knowledge of factors of violence against women in 2015 (%)**

Factors of violence	East			South-West		
	Male	Female	Together	Male	Female	Together
Poverty	63,0	63,5	63,2	26,4	31,9	29,6
Contradictions between spouses	41,4	42,5	41,9	68,3	65,7	66,8
Conflicts	42,9	36,1	39,7	37,9	31,5	34,1
Alcohol	25,3	27,5	26,3	25,6	27,5	26,7
Inequality between men and women	8,9	15,0	11,7	7,5	7,1	7,3
Traditional practices	11,3	9,8	10,6	2,6	3,4	3,1
The infidelity of one of the spouses	11,5	9,3	10,5	12,8	13,6	13,2
Refusal to have sex	7,2	8,4	7,7	12,3	10,5	11,3
The dowry	4,0	4,2	4,1	1,8	4,0	3,1
The place of women in the family and society	16,1	17,9	17,0	11,9	12,0	12,0
<b>Together</b>	<b>675</b>	<b>547</b>	<b>1222</b>	<b>322</b>	<b>443</b>	<b>765</b>

Source : Survey GIZ/PROSAD, 2015

## 2.7 The consequences of violence

The consequences of violence against women are multiple and manifest themselves on several levels it manifests itself in several forms and is visible at the level of the woman through the family and the whole of society.



### 2.7.1 Consequences on the victim

The consequences of violence on the victims are essentially manifested at two levels, on the one hand at the health level and on the other hand at the psychological level. For The effects of violence have certain consequences for women's reproductive health as well as their physical and mental health. In addition to causing injury, violence increases women's long-term risk of a number of other health problems including chronic pain, physical disability, drug and alcohol abuse, and depression. In addition, women with a history of physical or sexual abuse are also at increased risk of unwanted pregnancy, sexually transmitted infections and adverse pregnancy outcomes. They

may also experience sexually transmitted infections and pregnancy failure (Heise L. and al., 1999)<sup>11</sup>.

### **2.7.1.1 Consequences on women's health**

#### **2.7.1.1 Consequences on women's health**

Physical violence inevitably has visible and direct repercussions on women and this has a negative impact on their health. Such violence can result in physical injuries that may be mild or severe, leading to permanent disability, sterility, unwanted pregnancies, pregnancies with complications or even difficult childbirth, transmission of viral diseases such as STIs/HIV/AIDS, and sometimes even death.

#### **2.7.1.2 Psychological consequences**

For Romito P and al. (2005)<sup>12</sup>, although there are many studies on the consequences of violence on women's mental health, a number of aspects are still unclear. For him, the impact of violence is rarely studied in the context of other risk factors for mental distress, psychological violence is rarely taken into account, and older women are generally excluded from the sample. At the psychological level, the violence suffered by the woman could lead her to stages of trauma, depression, anxiety, paranoia, anger, etc. The consequences of this can lead to a relapse into alcoholism and other drugs such as narcotics. The victim could have suicidal tendencies, introversion (shyness), recourse to prostitution, aggressiveness, nightmares, occult practices with excessive religious practices, loss of self-confidence.

### **2.7.2 Impact on the family**

---

<sup>11</sup> Lori Heise, Mary Ellsberg, Lic. Med. Sci., and Megan Gottemoeller (1999), Ending violence against women, in Population report, Volume XXVII, Number 4 December 1999

<sup>12</sup> Romito P and al. (2005), The impact of current and past interpersonal violence on women's mental health, Social Science & Medicine, Volume 60, Issue 8, Pages 1717-1727

Violence in the couple has a negative impact on the family . Peace of mind is no longer the order of the day . thus, the abused person no longer feels or sees herself involve in the management of the home. Obviously, this discord helps to break up the home. As consequences, children are immediately psychologically affected because they witnessed these acts of violence. As a result, this will have an impact on their education through school faillurs, mental disorders and isolation. In addition; isn't that the child is the father.

The consequence on the children is immediate with the numerous physical and psychological after-effects. Indeed, the simple fact that children witness violence has effects on them: destabilisation, psychological and mental imbalance, school failure, isolation, etc. Moreover, is it not said that having witnessed scenes between their parents, children are predisposed to repeat these behaviours or at least to accept them as normal. Thus one could say that violence perpetuates violence.

### **2.7.3 Impact on the Community**

At the community level, violence against women imposes enormous additional costs for the care of serious physical injury, disability and psychological disorders.

Violence hinders women's personal and social development as they lose their intellectual and economic capacity. This inability of women is not without consequences for their families and communities given their important place in the economic system.

### **2.8 Means of combating violence**

Several measures can be taken to combat violence against women. These measures can be taken both upstream and downstream from the act.

Upstream measures refer to preventive measures, which may be legislative (adoption of legal and judicial texts), awareness-raising and action on the causes that may give rise to violence.



## 2.8.1. Preventive actions

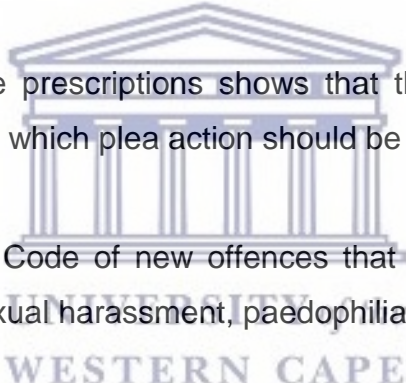
At the level of prevention, it is a question of :

### 2.8.1.1 At the legislative level:

In Burkina Faso, several texts have been adopted to deal with violence, including violence against women.

The Penal Code contains provisions punishing against perpetrators of certain physical, moral and sexual violence. In criminal law, the penalties are imprisonment or fines. Article 327 of the Penal Code provides for a fine of 1000 US\$ to 1200 US\$, in addition to a sentence of 02 months to 02 years, for any act of physical violence that may lead to the partial or total incapacity of the victim.

However, an analysis of the prescriptions shows that there are offences that are ignored in these texts and for which plea action should be taken. These are

- 
- the inclusion in the Penal Code of new offences that constitute violence against women and girls, such as sexual harassment, paedophilia, marital rape, etc.
  - making the legal aid commission operational ;
  - speed up the establishment of the courts in order to bring justice closer to the litigant.

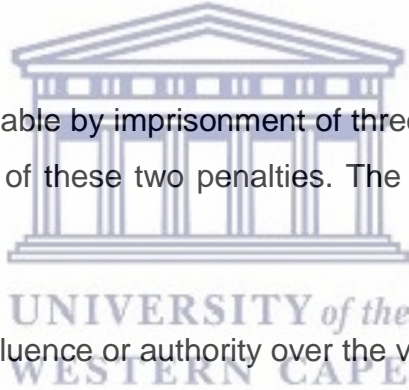
According to law N° 061-2015/CNT, on the prevention, repression and reparation of violence against women and girls, various sanctions are attributable to the perpetrators and accomplices of violence against women. For example, Article 8 states that abduction is when a person forcibly takes a woman or girl or girl with a view to forcing her into marriage or a union without her consent. Any person guilty of abduction shall be punished by imprisonment for a term of six months to five years and a fine of \$862 to \$1724, or by one of these two penalties. An accomplice should be punished by the

same penalties. Where the abductor has sexually abused or raped the victim, the penalty should be imprisonment for a term of five to ten years.

With regard to abuse, Article 9 states that anyone who introduces a substance into the genitalia of a woman or girl, or applies an object or substance to the breasts of a woman or girl, shall be guilty of sexual abuse or torture and shall be punished by imprisonment for a term of two years to five years and a fine of \$862 to \$1724, whoever introduces a substance into the genital organ of a woman or girl, or applies an object or substance to the breasts of a woman or girl with a view to inflicting burns, lesions or suffering of any kind.

In Article 10 states that the culprit of the offence of sexual slavery shall be punished by two to five years imprisonment and a fine of \$1724 to \$3448, whoever leads a woman or girl into sexual slavery a woman or girl to submit to or engage in various sexual practices.

Sexual harassment is punishable by imprisonment of three months to one year and a fine of \$517 to \$862 or one of these two penalties. The penalty is increased to the maximum when:

- 
- the perpetrator has influence or authority over the victim
  - the perpetrator is an ascendant
  - the victim is in a vulnerable situation (Article 12)

The perpetrators of moral and psychological violence against a girl or woman (hunting, sending away, rejecting or inflicting ill-treatment on a girl or woman accused or suspected of witchcraft) are punishable by a prison sentence ranging from 1 to 5 years with a fine of \$1034 and \$2586 or by one of these two penalties only (Article 13)

The article 14 states that any person who commits rape is guilty of rape and shall be punished by imprisonment for a term of five years to ten years. ten years, any person who commits by violence, coercion or surprise, an act of sexual penetration of any kind on a woman or girl. Where the rape is committed repeatedly against an intimate and

habitual partner with whom the perpetrator has a stable and continuous sexual relationship or where the or when the said partner is in any physical incapacity to perform sexual intercourse, the penalty shall be a fine of \$1724 to \$862.

### **2.8.1.2 In terms of actions related to the case**

At this level, the aim is to act on the causal factors that may encourage the occurrence of violence. These causal factors must be clearly identified and the proposed measures should go hand in hand with this. They are :

- The reinforcement of strategies to promote girls' education and to keep them in school as long as possible;
- initiate actions that can lead to change in mentalities and behaviour through education and sensitisation of the population (victims and perpetrators) in general ;
- the empowerment and empowerment of women, since they are economically autonomous and could help to anticipate cases of violence against them.

## **CONCLUSION**

Violence against women exists in most societies, but in view of certain recurrences, it is trivialized and often ignored and therefore accepted as part of the order of things in life. Violence seriously undermines women's autonomy and undermines their potential as individuals and as members of society (WHO Director's statement in 1993).

Data on the extent of such violence from scientifically valid studies are still relatively scarce. However, violence against women in the family has been documented in all countries and in all socio-economic settings, and the available evidence shows that it is much more widespread than previously thought.

In different regions of the world, between 16% and 52% of women are victims of physical violence by the man with whom they live and at least one in five women has been raped or attempted rape during their lifetime in marriage.

## Chapter III : Factors of domestic violence against women : Correlate types of violence and the place of occurrence

### Abstract

Several studies have been conducted on domestic violence , but very few consider women's knowledge and perception of their rights. Many. The aim of this study is to examine the main socio-cultural factors behind it with emphasis on the power of perception and knowledge with regard to international and constitutional rights. Quantitative data collected in 2017 in the regions of East and South-West Burkina Faso are used in this paper. Multivariate logistic regression is implemented to take into consideration the net effects of each factor when controlling the effects of other covariates. Results of this paper can be used to implement actions against domestic violence in some municipalities of Eastern and South-West regions of Burkina Faso.

### Keywords

Violence against women, domestic violence's, vulnerability, victims of violence, sexual violence, physical violence, mental violence, types of violence.



### Introduction

The situation of women and children is very concerning and is a challenging issue that is slowing economic growth and development in many African countries. This group (women and children) is vulnerable and their rights are not often respected due to numbers of family, and complex sociocultural and economic barriers. Burkina Faso is not exempted. In the country, numerous women and girls are still victims of multiple violence and right violations such as the female genital mutilations or cutting, forced marriage, physical and moral violence, etc. Yet, there are legal texts that protect them in terms of law. Some legal instruments that protect and defend women of these different acts of violence exist

To frame struggle against violence that some women encounter in their household, Burkina Faso endowed itself with a legal and organizational setting with supporting and the signature of international and regional legal instruments. The country accepted legal instruments such as :

- Convention for elimination of all shapes of discrimination against women of 18th December 1979;
- Convention relative to children rights of 20th November 1989;
- African charter of the Rights and the child's Well-being in 1990
- African Charter of the human and people rights in June 1981;
- Additional protocol to the African Charter of the human and people rights relative to African woman adopted in Maputo and commonly called Protocol of Maputo of 11st July 2003,
- United Nations declaration for elimination of the violence against women of 20th December 1993 ;
- etc.

In addition to these texts, Burkina Faso subscribed to several international engagements to fight against gender-based violence. The list goes up to the declaration and the program of action of Vienna ; the Program and the Action plan of Cairo (Egypt) ; the Program of actions of Istanbul (Turkey) concerning human establishments and the Declaration and program of action of Stockholm (Sweden).

At national level, in addition to the organizational structure, there is a ministerial department with a specific unit on women protection and a National Council for women promotion. There is also some texts adopted locally to describe protective mechanisms of the rights of women and children. Among them:

- the fundamental law of the country (Constitution of June 2<sup>nd</sup>, 1991) ;
- the code of family and People of 16th November 1989 ;
- criminal code repressing female genital cutting, forced and precocious marriage, family's abandonment, levirat, dowry, etc.

- the law N°061-2015/CNT, on the prevention, repression and reparation of violence against women and girls, various sanctions are attributable to the perpetrators and accomplices of violence against women

These legal and political measures should contribute in:

- i) ensuring equality and fairness between man and woman;
- ii) promoting, protecting and defending the rights of the women and children within the family and the society;
- iii) fighting against any type of violence against women and girls and finally;
- iv) promoting exercise of the women citizenship and their full involvement to the power.

Despite the existence of this organizational tools and legal texts that constitutes an important asset, the rights of women and children are not always respected. It is especially justified by the difficulties in the application of these texts for multiple reasons among which :

- ignorance by women of their rights;
- ignorance of judicial, legal institutions and conditions of access;
- ignorance of legal procedures able to allow women to get justice;
- difficult access to the judicial system;
- burden of some traditional and religious factors;
- sociocultural burden that concede to the woman a statute of inferiority.

To support the Government of Burkina Faso in struggle for equality of any kinds, some development partners try to bring their contributions. In this setting, the Cooperation between Germany and Burkina Faso, through its Program of Sexual Health and Human Rights (PROSAD) undertook some actions in the sense of sensitization, capacity building and backing the capacities of actors, etc. The zones of intervention of this program are the regions of East and Southwest of Burkina Faso.

This paper aims to analyze in a monitoring and evaluation perspective, key indicators related to the phenomenon and to shed light into the situation of violence against women in the regions of the Southwest and the East. It is also envisaged to bring valuable statistical, sociological, legal information on main factors of violence that women undergo in these two regions of Burkina Faso.

### **3.1 General Literature review**

Several authors have invested in the study of violence against women. But, in Burkina Faso, research studies on violence against women are relatively rare especially with regards to the question of the link with women rights. Existent documentation goes from descriptive analyses of survey data such as demographic and health surveys, biographical analysis and specific sectoral data to intervention areas of some programs.

A consensual definition of gender-based violence is any violence against men and women, where women are usually the victim. It stems from unequal power relations between men and women. Violence affects women disproportionately and it is predominantly directed against women just because there are women. It includes, without limitation, physical, sexual and psychological abuse (United Nations Fund for Population). Violence against women includes physical, sexual and psychological / emotional violence within the family, sexual abuse of children, violence related to dowry, rape and sexual abuse, marital rape, sexual harassment in the workplace and in educational institutions, forced prostitution, sexual exploitation of girls and women and female genital mutilation. For Watts C. and Zimmerman C. (2002)<sup>13</sup> the extent of some of the most common and severe forms of violence against women include: domestic violence; sexual abuse by non-intimate partners; trafficking, forced prostitution, labor exploitation and debt bondage of women and girls; physical and sexual violence against prostitutes; sex-selective abortion, female infanticide and willful neglect of girls; and rape in war. Most often the potential perpetrators are spouses and partners, parents, other family members, neighbors and men in positions

---

<sup>13</sup> Watts C. and Zimmerman C. (2002), Violence against women: global scope and magnitude, The Lancet, Volume 359, Issue 9313, Pages 1232-1237,

of power or influence. Violence is not for the most part the result of a spontaneous act. They are part of permanent facts and can last as long as possible (Watts C. and Zimmerman C., 2002). Because of its nature, considered sensitive, the facts of violence are most often under-reported that in fact thousands of women suffer from it in different countries including Burkina Faso.

Violence against women is a burning truth that affects all countries, including Burkina Faso. However, one can classify countries according to two levels of violence against women. While domestic violence remains one of the most widespread forms in developing countries, sexual harassment and rape are recurrent violence in parts of the developed societies (RECIF/ONG-Burkina Faso, 1995). Most of the time, authors of violence are relatives (spouses, brothers, close family members) but also friends and colleagues at schools, services, etc. Attitudes towards violence against women both shape the perpetration of the phenomenon against them (Flood, M., & Pease, B. 2009)<sup>14</sup>.

In terms of use of legal and judicial services, some studies (Example of studies, source) showed a low use of these services among women victims of violence. This is usually explained by the predominance of customary law in the societies and the resolution of conflicts within the family or by friends. In addition, the place of women in traditional society, perceptions that people have of legal institutions and modern judicial, customary practices partly explain why women in such situations rarely make use of legal and other social services.

In an article published in 2015, B enoit and Dambele made an interesting documentary research on the phenomenon. This review was an exploratory bibliographic research to make an initial inventory of knowledge on the links between the violence suffered and substance use among women in Europe and some countries in the region Mediterranean. They find a strong relationship between violence and use of psychoactive substance that may in one way or another snap the violence process. (Benoit,

---

<sup>14</sup> Flood, M., & Pease, B. (2009). Factors Influencing Attitudes to Violence Against Women. *Trauma, Violence, & Abuse*, 10(2), 125–142. <https://doi.org/10.1177/1524838009334131>



et al, 2015). Those reasons are almost the same in Burkina Faso.

The response to violence against women in Burkina Faso is through legal instruments on violence protective against women through the criminal code adopted by Law No. 043/96 ADP of 13 November 1996 Code Penal provides and punished several types of abuse (physical and sexual) performed on both men and women including blows and injuries, indecent assault and rape. Female genital mutilation is also a sexual violence prohibited in Burkina Faso.

Most of the time information about violence against women is obtained from qualitative studies. However, the main finding is the lack of quantitative data on Burkina Faso. This is what this study attempts to remedy by providing both quantitative elements and factors that affect violence against women in the regions of East and Southwest of Burkina Faso.

### **3.2 Aims**

The general objective of this article is to identify sociocultural factors that affect domestic violence against women in the region of East and Southwest in Burkina Faso.

### **3.3 Methods**

This research paper is in line with the interventions of the Program of Sexual Health and human rights (PROSAD) through one of its three components: works for women's rights promotion and prevention of gender-based violence. Results of this paper will contribute in the evaluation of the program interventions on the phenomenon. Currently bivariate and univariate analyses are used at program level while multivariate analysis will better allow to identify the real reasons of violence whose women are victims.

The quantitative analysis undertaken make use of primary data collected in 2015 in the two areas of program intervention. This survey includes modules concerning the "knowledges and the approval of the women and girls rights" and the "extent of violence against women and men".

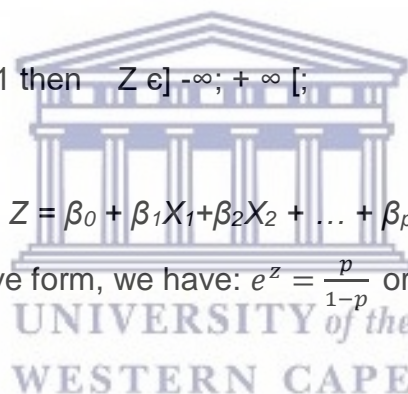
Given the purpose and the nature of our study, a logistic regression analysis is the more appropriate technique. The use of this method follows a number of requirements. The goal is to explain violence against women with a dichotomous dependent variable: Either 1 for women who have been victims of any violence during the last 12 months and 0 for those who have not been.

In the logistic regression model, independent variables can be numerical or categorical. If  $p$  is the probability that the dependent variable takes the value 1, that is to say that the studied event happens - probability for a woman to have been abused in the past 12 months, " $1 - p$ " is the probability that the dependent variable is not realized - probability for a woman not to have been a victim of any violence in the last 12 months.

The logistic regression model is used to pose the following equation:

$$Z = \log\left(\frac{p}{1-p}\right) \quad \text{and when } p = 1 \text{ then } Z \in ]-\infty; +\infty[;$$

- Under the linear form,  $Z = \beta_0 + \beta_1 X_1 + \beta_2 X_2 + \dots + \beta_p X_p$ ;
- Under the multiplicative form, we have:  $e^z = \frac{p}{1-p}$  or  $p = \frac{e^z}{1+e^z}$



The statistic  $e^z = \frac{p}{1-p}$  is called "odds ratio".

Logistic regression provides information on:

- the number of observations;
- the probability of the chi-square associated with the model
- the  $R^2$  that gives the predictive power of a variable or model;
- Odds ratio;
- the significance ( $p > |Z|$ ) of parameters ( $\beta$  coefficients or odds ratio);
- The confidence interval of the parameters of the model.

### 3.4 Results

This section identifies among the variables included in the model, the most significant to the explanation of violence against women. Results of this study also highlighted the mechanisms by which significant factors impact domestic violence.

Variables included in the model are grouped as follows: sociocultural factors and factors of perception. Variables are included according to the groups created in order to appreciate the net effect of each group.

#### 3.4.1 Bivariate approach to violence against women

Variables such as region of residence, municipality of residence, religious affiliation and level of education significantly influence the violence suffered by women. Table 3.1 shows that, in general, approximately one in three women have experienced some form of violence in the last 12 months.



Table 3.1: Variation in violence experienced by women by some key variables

Variables	Modalities	Been a victim of violence in the last 12 months in 2017			Proportion de victimes (%)
		Yes	No	Total	
Region	East	138	499	637	21,7%
	South-West	208	339	547	38,0%
	Total	346	838	1184	29,2%
	<b>Khi-deux de Pearson</b>				<b>38.090***</b>
commune	Pama	63	142	205	30,7%
	Kantchari	75	357	432	17,4%
	Dissihn	144	208	352	40,9%
	Nako	64	131	195	32,8%
	Total	346	838	1184	29,2%
	<b>Khi-deux de Pearson</b>				<b>54.076***</b>
Has ever attended school	Yes	101	232	333	30,3%
	No	245	606	851	28,8%
	Total	346	838	1184	29,2%
	<b>Khi-deux de Pearson</b>				<b>.275ns</b>
School level	Primary	64	125	189	33,9%
	Secondary or high	36	104	140	25,7%

Variables	Modalities	Been a victim of violence in the last 12 months in 2017			Proportion de victimes (%)
		Yes	No	Total	
	Total	100	229	329	29,2%
	<b>Khi-deux de Pearson</b>				<b>5.492*</b>
Religion	Catholic	148	278	426	34,7%
	Protestant	33	112	145	22,8%
	Muslim	71	200	271	26,2%
	Traditional	81	209	290	27,9%
	No religion	13	38	51	25,5%
	Total	346	838	1184	29,2%
	<b>Khi-deux de Pearson</b>				<b>11.391**</b>
Marital status	Single	105	209	314	33,4%
	In union	190	508	698	27,2%
	VEUF/VEUVE	41	107	148	27,7%
	DIVORCE/SEPARE	10	14	24	41,7%
	Total	346	838	1184	29,2%
	<b>Khi-deux de Pearson</b>				<b>6.014ns</b>
Age group	Younger	83	190	273	30,4%
	Mature (18 to 49 years)	203	480	683	29,7%
	Upper 50 years	60	168	228	26,3%
	Total	346	838	1184	29,2%
	<b>Khi-deux de Pearson</b>				<b>1.198ns</b>
Main Occupation	Unemployed	25	39	64	39,1%
	Pupil/Student	64	135	199	32,2%
	Working	250	651	901	27,7%
	Household person	7	13	20	35,0%
	Total	346	838	1184	29,2%
	<b>Khi-deux de Pearson</b>				<b>8.905ns</b>

\* Significant at 10% ; \*\* significant at 5% ; \*\*\* significant at 1% ; ns : not significant

### 3.4.2 Effects of sociocultural variables on the violence against women

Findings summarized in table 1 concern the role of sociocultural variables such as region of residence, highest level of education, religion, marital status and main occupation on violence done to women.

Taking into account, in one model, all sociocultural variables of this study, we realize that the model is strongly correlated with violence against women and it explains 15.1% of the studied phenomenon. Results (M6) show that the region of residence and women religion and main occupation are the significant sociocultural factors of

domestic violence. Considered individually, these factors explain 7.7% and 2.0% respectively of the variance of violence against women. Details given in table 1, show that women in the Southwest region are 4.4 times more likely to be victims of domestic violence than their counterparts in the region of East.

Concerning religions, women belonging to the traditional religion are 60% less likely to suffer from domestic violence than women of the Catholic faith. At gross level (M0) when religion is confronted to domestic violence as a single covariate, Protestant women were less likely to suffer domestic violence than catholic women. The significant difference that existed between protestant and catholic women regarding domestic violence is no longer significant at the global socio-cultural model (M6). Referring to the occupation status, results show that working women and housewives are respectively 4 and 5 times more likely to suffer from violence than women without any occupation.



**Table 3.2 : Effects of sociocultural factors on violence against women**

Variables and categories	Gross effects M0	Relative risks associated to the model Net effects					
		M1	M2	M3	M4	M5	M6
<b>Region of residence</b>	***						
East							
Southwest	Ref	Ref	Ref	Ref	Ref	Ref	Ref
<b>R<sup>2</sup>= 7,7%</b>	3,227***	3,218***	4,495***	4,479***	4,549***	4,629***	4,435***
<b>Currently schooling</b>	ns						
Yes	Ref		Ref	Ref	Ref	Ref	Ref
No	0,993ns		0,741(ns)	0,756ns	0,730ns	0,643ns	0,409ns
<b>R<sup>2</sup>=0,0%</b>							
<b>Level of education</b>	ns						
Primary							
Secondary 1	Ref			Ref	Ref	Ref	Ref
Secondary 2	0,935ns			0,972ns	0,908ns	0,917ns	0,949ns
Higher	0,923ns			0,831ns	0,743ns	0,733ns	0,731ns
<b>R<sup>2</sup>=0,0%</b>	0,990ns			1,059ns	0,936ns	0,965ns	1,237ns
<b>Religion</b>	ns						
Catholic	Ref				Ref	Ref	Ref
Protestant	0,678**				0,735ns	0,712ns	0,638ns
Muslim	0,987ns				1,034ns	1,017ns	1,008ns
Traditional	0,820ns				0,425*	0,93*	0,403*
Other religion	1,455ns				1,096ns	0,504ns	0,496ns
<b>R<sup>2</sup>=0,7%</b>							
<b>Marital status</b>	ns						
Single							
In union	Ref					Ref1,192ns	Ref0,842ns
Widowed	1,006ns					1,306ns	0,910ns
Divorced	0,711ns					2,870ns	1,803ns
<b>R<sup>2</sup>=0,2%</b>	1,422ns						
<b>Main occupation</b>	***						
Without occupation	Ref						Ref
Pupils/Student	1,872*						1,806ns
Working	2,499***						4,034**
Housewife	1,294ns						5,027***
<b>R<sup>2</sup>=2,0%</b>							
<b>Significance</b>							
<b>Chi-Square</b>		***	***	***	***	***	***
<b>R<sup>2</sup></b>		79,837	49,811	48,175	52,823	55,144	64,202
		7,7%	11,4%	11,3%	12,5%	13,1%	15,1%

\* Significant at 10% ; \*\* significant at 5% ; \*\*\* significant at 1% ; ns : not significant

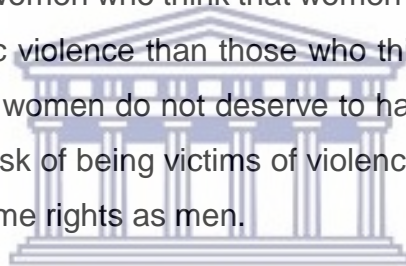
### 3.4.3 Perceptions of women about domestic violence

How can variables of perceptions have an influence on violence against women? This is the question that this section tries to provide an answer. The results are noted in table 2.

Variables of perceptions include the perception about women rights, the perception that women deserve to have the same rights as men and the perception about violence against women. At gross level, it appears that all the three perception variables

selected in this study are strongly correlated with violence against women. In the first model (M0) or gross level model, women who do not know if women have rights are 3.8 times more likely to suffer any violence than women who think they have rights. Women who think that women do not deserve the same rights as men have 25% less risk of being victim of domestic violence than those who believe that women have the same rights as men. Women who do not know if they have the same rights as men were about three times more likely to suffer violence than those who believe that women have the same rights as men.

At the net level (model 2, table 2), all the perception factors are put together and results show that the perception about the approval of domestic violence was the only non-meaningful perception factors. In fact, there was a significant relationship for the two other variables namely: the perception that women have rights and the perception that women deserve the same rights as men. After controlling the effect of other perception factors, results indicate that women who think that women have no right have 3.2 more likely to experience domestic violence than those who think that women have rights. For those who think that the women do not deserve to have the same rights as men, they are about 32% less at risk of being victims of violence than their peers who think that women deserves the same rights as men.



**Table 3.3 : Effects of perceptions on violence against women**

Variables and modalities	Relating risks associated to the model		
	Gross effects Model 0	Model 1	Model 2
<b>Woman has right</b>	***		
Yes	Ref	Ref	Ref
No	0,771ns	3,102***	3,168***
Don't know	3,835***		
<b>R<sup>2</sup>=3,5%</b>			
<b>Woman deserve to have the same right like man</b>	***		
Yes	Ref	Ref	Ref
No	0,746**	0,686***	0,681***
Don't know	2,919***	1,316ns	1,388ns
<b>R<sup>2</sup>=2,7%</b>			
<b>Position about violence against women</b>	***		
Approved	Ref		Ref
Desapproved	0,952*		0,958ns
No opinion	1,375ns		0,491ns
It's depend	0,727***		
<b>R<sup>2</sup>=1,5%</b>			
<b>Probability of chi<sup>2</sup></b>		***	***
<b>Chi-deux</b>		41,690	50,193
<b>R<sup>2</sup></b>		4,5%	5,5%

\* Significant at 10% ; \*\* significant at 5% ; \*\*\* significant at 1% ; ns : not significant

### 3.4.4 Key factors of violence against women

*What is the contribution of all the variables in the analysis of violence against women?*

To answer this question, all the variables, whether sociocultural or perception were introduced in a common model (table 3). Findings indicate that this overall model explains 20.7% of the occurrence of violence against women. Findings from this model can be separated in four situations of the independent variables. The first situation is the case of the variables that are not significant at the gross level and remained as such at the net level. These are variables such as the achieved level of education and marital status. The second situation concerns variables which initially were not significant (gross level) and become significant afterwards (net level), like current attendance status. The third case concerns variables that were correlated to violence against women at initial stage and become not significant at net level. This group includes religion, perception that women have rights and position of the respondent about violence against women. The last category is when the independent variable remains correlated with violence against women from the gross level to the final model. It includes the place of residence, the main occupation and the perception that the woman deserves to have the same rights as man.

In the interpretation of the final model, we will be focused on the second and fourth cases. Thus, considering the region, we realize that women in the Southwest region are about six times more likely to be victims of any violence than women in the Eastern Region. As far as women who do not currently attend are concerned, they are about 66% less likely to be victims of violence than those who are currently attending. Concerning the status of occupation, working women and housewives were respectively 5.8 and 9.8 times more likely to be victims of violence than women without occupation, and women who think that women do not deserve to have the same rights like men are 66% less likely to be victim of domestic violence than women who do not.



**Table 3.4 : Effects of sociocultural factors on violence against women**

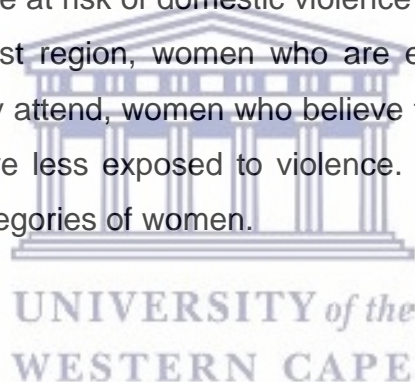
Variables et modalités	Gross effects	Risques relatifs associés au modèle						General Model
		Effets nets						
		Model 1	Model 2	Model 3	Model 4	Model 5	Model 6	
<b>Region of residence</b>	Ref							
East	3,227***	Ref	Ref	Ref	Ref	Ref	Ref	Ref
Southwest		3,218***	4,495***	4,479***	4,549***	4,629***	4,435***	5,837***
<b>Currently schooling</b>								
Yes	Ref		Ref	Ref	Ref	Ref	Ref	Ref
No	0,993ns		0,741(ns)	0,756ns	0,730ns	0,643ns	0,409ns	0,343**
<b>Level of education</b>								
Primary								
Secondary 1	Ref			Ref	Ref	Ref	Ref	Ref
Secondary 2	0,935ns			0,972ns	0,908ns	0,917ns	0,949ns	0,866ns
Higher	0,923ns			0,831ns	0,743ns	0,733ns	0,731ns	0,619ns
	0,990ns			1,059ns	0,936ns	0,965ns	1,237ns	1,129ns
<b>Religion</b>								
Catholic	Ref				Ref	Ref	Ref	Ref
Protestant	0,678**				0,735ns	0,712ns	0,638ns	0,780ns
Muslim	0,987ns				1,034ns	1,017ns	1,008ns	1,178ns
Traditional	0,820ns				0,425*	0,93*	0,403*	0,580ns
Other religion	1,455ns				1,096ns	0,504ns	0,496ns	0,387ns
<b>Marital status</b>								
Single	Ref					Ref	Ref	Ref
In union	1,006ns					1,192ns	0,842ns	0,894ns
Widowed	0,711ns					1,306ns	0,910ns	1,330ns
Divorced	1,422ns					2,870ns	1,803ns	1,558ns
<b>Main occupation</b>								
Without occupation	Ref						Ref	Ref
Pupils/Student	1,872*						1,806ns	2,070ns
Occupied	2,499***						4,034**	5,863***
Housewife	1,294ns						5,027***	9,811***
<b>Woman has right</b>								
Yes	Ref	Ref	Ref					Ref
No	0,771ns	3,102***	3,168***					1,785ns
Don't know	3,835***							
<b>Woman deserve to have the same right like man</b>								
Yes	Ref	Ref	Ref					Ref
No	0,746**	0,686***	0,681***					0,343***
Don't know	2,919***	1,316ns	1,388ns					0,513ns
<b>Position about violence against women</b>								
Approved	Ref		Ref					Ref
Desapproved	0,952*		0,958ns					0,589ns
No opinion	1,375ns		0,491ns					
It's depend	0,727							0,438ns
<b>Probabilité chi²</b>		***	***					***
<b>Chi-deux</b>		41,690	50,193					85,947
<b>R²</b>								20,7%

\* Significant at 10% ; \*\* significant at 5% ; \*\*\* significant at 1% ; ns : not significant

## Conclusion

Analyses undertaken in this study lead to the conclusion that sociocultural variables such as place of residence, the current attendance, achieved level of education, religion, marital status, or the main occupation, as well as perception variables such as the perception that women have rights or if they deserve to have the same rights as men or what they think about violence against women, would be strongly correlated with violence against women. At first, some variables were significantly associated with the dependent variable but in the presence of the other factors, their behavior changed to explain the studied phenomenon. Current attendance is included. Elsewhere, variables such as religion and the fact to believe that the woman has rights that were significant at the gross level are no longer in the presence of other variables of the study.

In sum, women who are more at risk of domestic violence at global level of the model are women of the Southwest region, women who are employed and housewives. Women who do not currently attend, women who believe that women do not deserve the same rights like men are less exposed to violence. Results indicate that focus should be given to those categories of women.



## Chapter IV: On the decrease in the prevalence of violence against women in the communes of Kantchari, Pama, Dissihn and Nako: Decay effect or behavioural effect?

### Abstract

Many studies have attempted to address violences against women by focusing on the perceptions of people about the parameters of violence, the case with the Demographic and Health Surveys, which are intended to be more representative and national in scope, with data collected in 2003 and 2015 in Burkina Faso. The direct dimension of violence suffered has rarely been addressed. It is this approach that this study conducted in 2015 and 2018 in the communes of Pama and Kantchari (Eastern region) and those of Nako and Dissihn (South-West region) of Burkina Faso tries to correct where this phenomenon remains fairly present despite the time and the many interventions of the actors of the promotion of the rights of the woman.

**Methods :** Over the 2015-2018 period, the prevalence of violence against women fell from a general rate of 41.0% in both regions (East and South-West) to 21.7%. To better understand the causes of this decline, it was used the method to estimate the relative contribution of two or more components in a given social change. With this method, it's about finding the "sources" rather than the "causes" deep change to answer the following questions : **where does the change come from ? What caused this change ?**

**Results :** The analysis of the decomposition advanced following the simple decomposition shows that for variables such as commune of residence and level of education the observed change is largely a consequence of the decrease in prevalence of women victims of domestic violence based on the performance of interventions observed in the regions concerned with interventions by actors in the field.

**Conclusion:** The analysis of the results obtained from the decomposition method shows a predominance of the effect of behavior or performance of socio-economic groups on the trend of violence against women. Since the decline is related to the

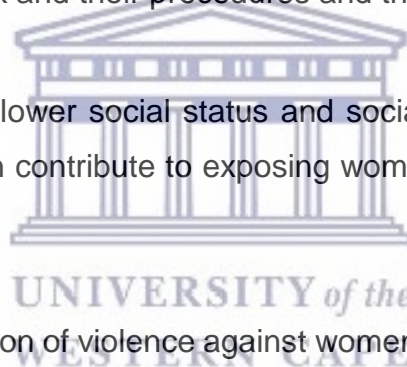
behavioral effect, the first deductible conclusion is attributable to the intervention of projects and programs.

**Keywords:** Violence against women, physical violence, moral violence, simple decomposition method, advanced decomposition method.

#### 4.1 Problematic

The violence against women are presented today as part of the violations of human rights under stress they cause on people. Indeed, violence against women and girls is a serious violation of fundamental rights. Its consequences on the physical, sexual and mental health of women and girls are multiples; they can be immediate or in long-term. The effective implementation of appropriate measures century to get to the end of violence against women requires an understanding of the factors influencing the hearts occurrences in women at risk and their procedures and this in time.

The degree of vulnerability, lower social status and social integration of women are among other factors that can contribute to exposing women to domestic and spousal violence.



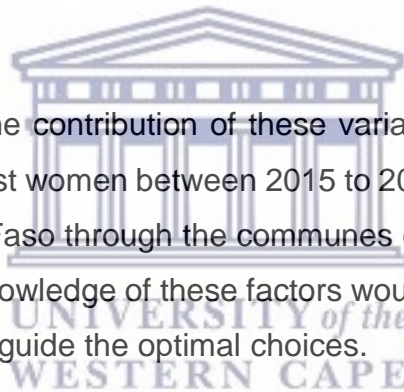
In Burkina Faso, the perception of violence against women remains high. According to the 2003 Demographic and Health Survey, 71% of women surveyed believe that physical spousal violence is normal. In 2010, this proportion was 44.0%. Despite this downward trend, opinions favoring domestic violence are still high, even though these studies (DHS) do not identify the prevalence of violence against women at all times. In regions of the country (Burkina Faso) in addition to the decentralized state structures that make the protection of women concern, projects and programs have invested in the fight against this phenomenon. In the South-West and East regions concerned, the Sexual Health and Human Rights Program (PROSAD) of the German Technical Co-operation, which, since 1998, fight against gender-based violence and the promotion of women's rights. This program with outreach interventions certainly helped to reduce the prevalence of violence against women in both regions. Indeed from 2015 to 2018, has the level of violence against women has varied across these two regions. In

general, we observe that the prevalence has decreased from 41.0% in 2015 to 21.7% in 2018. According to the region, the greatest decrease is in the South-West where we went from 50.1% of the prevalence of violence against women in 2015 to 38.0% in 2018. The rate of this decrease is 24.1% (GIZ / PRO-Child, 2018).

This small progression deserves an in-depth analysis to determine the contribution of the following factors in reducing the prevalence of violence against women. These variables are:

- the level of instruction ;
- the age group of women ;
- marital status ;
- the main occupation ;
- commune of residence ;
- religion.

The analysis will measure the contribution of these variables to the decrease of the prevalence of violence against women between 2015 to 2018 in the regions of Eastern and South-West of Burkina Faso through the communes of Kantchari, Pama, Dissihn and Nako. Indeed, a good knowledge of these factors would allow a better targeting of the actions in order to better guide the optimal choices.



## **4.2. Explanatory approaches perceptions of violence against women**

### **4.2.1 The sociocultural dimension of violence against women**

The cultural factors influence people's perceptions of domestic violence. The cultural dimension is perceptible through the system of social representation shaped by variables such as the religion of belonging, marital status,

The cultural milieu, by developing norms and practices, can help to explain and maintain violence against women. Thus, as means Hamza N. (2006) some standards,

cultural and religious practices are often evoked to justify the occurrence of violence against women.

Depending on the cultural way, also on the social and gender distribution of interventions and beliefs, an identity is attributed to individuals to explain, legitimize and perpetuate acts of violence (MPF, 2009). For Bella S. (2016) with Ella-Meye (2005), the legitimation of physical violence is rooted in some societies through the objectification of the woman who is considered to be an inferior being who needs to be reframed even "recovered".

In this socio-cultural context, the link between marital status and having been the victim of violence is established. In fact, for the most part, separated women, ie divorced, widowed or single women, are most often outvoted and rejected by those around them, and this is done with women. Blessing and acceptance by the victims themselves and the community to the point that we are witnessing a perpetuation of the phenomenon. Beridogo J. (2002), taking the example of the Bougouni communities in Mali, say that spouses and members older family members have the right to punish a woman physically for some transgressions. And because of this, the gold wedding ceremonies, parents offer the bride to husband to be use in the fight for drift.

The socio-cultural dimension of violence against women shows how the phenomenon is constructed and maintained by the community and does not offend anyone.

#### **4.2.2 Economic dimension of violence against women**

To appreciate the economic dimension of violence against women is to analyze the social and economic status of women in relation to the fact that they are victims of this phenomenon. The low socio-economic status of women keeps her in a state of permanent dependency. This status of inferiority is the consequence of under-enrollment of a large generation of women aged 15 and over, limited access to sources of economic production, etc. Thus, she would be in a permanent situation of economic dependence towards her spouse who would have all the rights over her.

It is in this same position that some women, in the poverty consideration and precariousness, agree to suffer with violence without means of recourse. Having a high economic power, women are in the provisions necessary to bring the contradictions footing with their spouse.

#### 4.2.3 Psychological approach

Bella S. (2016) appreciating the psychological dimension of violence against women reveals three trends that he calls: the theory of illusion ; masochism and the cycle of domestic violence.

In the **theory of illusion**, violence is presented as the materialization of an act of love from the author to the victim. This is what Chouala Y. A. (2008) refers to as "*emotional caning*" or "*cathartic violence*" Where according Kuker O. (2005), behind the violent behavior of spouse is hiding behavior passionate and inordinate passionate who is part of the order of the acceptable and tolerable.

In the case of **masochism**, some women undergoing experiments trauma associated with childhood abuse would be predisposed to reliving the experience as an adult (Neuter, 1995). In this theory, the woman would be looking for perpetualization of painful past experience that would comfort her in her position. It is in this that Jarek (1999) will say that a woman experiences, besides the theory of masochism, a pleasure when she is brutalized. That would be the reason why when they are abused, they have difficulty leaving their abusive partners (Jarek, 1999).

The **cycle of conjugal violence** is carried out in four steps, *the first of* which, also known as the tension phase, corresponds to the beginning of violence characterized by mimicry, gestures, aggressive attitudes or a tone of anger. *The second stage* of aggression is physical violence (slapping, stroke...). These reactions may lead the victim to protest, flee or seek refuge in any place or from a third person. It is *the third step* is the phase separation. *The last step* which is that of reconciliation leads the author to become again pleasant and gentle. Therefore, he look for apology by presenting the victim as the cause of the occurrence of the act.

The cycle of violence is dynamic and it is in perpetual beginning again as long as the real cause of the violence is not mastered. Indeed, when the root cause is not controlled the cycle goes again beautiful. Thus, by dint of undergoing physical, some women eventually accept as a normal fact in the couple (Yaro and al, 2007). The violence of the partner becomes normal in the eyes of the woman since she is convinced that she is for something.

### **4.3 The explanatory factors are domestic violence against women**

With Bella B. (2016), we agree that several factors explain the occurrence of violence against women. These are the contextual factors, the socio-cultural factors. These factors are represented by specific variables.

#### **4.3.1 Contextual factors**

This is primarily the environment in which the victim is located. We can cite :

##### **- The socialization environment**

The social environment is the setting in which an individual lived during the first 12 years of his life. Obviously the environment shapes and models the behavior of the individual during his lifetime. Thus a victim who has had a million of violent socialization ends up internalizing and accepting this act. And if she was regularly victim, she finished to accept this victimization (Hamza N., 2006). It is also the case for a girl to accept the rape when she has witnessed acts of violence between her parents during her time of socialization (Kaboré et al, 2008). For Cissoko (2010), in Senegal, socialized women in medium-sized cities or in rural areas are more likely to have an opinion favorable to physical spousal violence that their sisters socialized in the cities.

##### **- The place of residence**

This is the environment in which a person usually lives. Usually living in a given environment can forge that person's character trait. Thus, a person usually living in an



area of high density footprint and human concentration as in the non-parceled areas will not have the same behavior as an individual living in a residential area marked by a pronounced and individualism.

Women's perceptions of physical spousal violence vary depending on whether they reside in rural or urban areas (Bella B., 2016). In rural areas, certain traditions prevent women from enjoying their rights (AJF, 2012). Indeed, a study of the World Bank (2005) in Ethiopia shows that 88% of women in rural areas consider that their husbands have the right to beat them against 69% in urban areas (Graux, 2014).

#### **4.3.2. The sociocultural factors**

These are the factors that share values that convey ongoing knowledge to children. Among these factors we have religion, ethnicity, education level, exposure to medias, etc.

How these factors determine the occurrence of violence against women?

##### **- The religion**



The report of the religion and violence against women is assessed according to the role and place that these religious grant to the woman in society. From one religion to another the representation is different but they all agree to subject the woman to an established order. In quoting Jamal K. (2013), Bella B. (2016) say that the religious frame of reference is sometimes instrumentalized for to value the submission of women in the context of conjugal life. The patience of the woman is valued, obedience to the husband is conceived as an act that brings her closer to God. Thus, the interpretations of the scriptures of the Bible and the Koran give the impression of being sources of tolerance for domestic violence physical. But the level of execution is not the same. In an analysis of data from the 2003 Demographic and Health Survey, through an analysis of respondents' perceptions of the occurrence of violence against women, Bonkougou Z. and Lougué S. (2008) established that in Burkina Faso Christian

women and those of other religions are less likely to have favorable views of violence than their sisters Muslim.

### **- The ethnicity**

Ethnicity is the space par excellence of perpetuation of some social facts. The bedrock of culture remains the ethnic group of belonging. It is in the ethnic group that are built and perpetuated facts about an individual and this for decades without the origin is well located. The vectors of transmission of these facts remain the songs, hymns, proverbs, myths which is referred for member of the community. So when models are perpetuated in an ethnic group constitutes a reference for the actors. According to Bella B. (2016) with Ella-Meye (2005), the Beti community in Cameroon, a hymn performed by women recalls the expression that : "I like when my husband beats me, I feel that my lion still has all his strength". According to Ella-Meye (2005), the musical rhythm bikutsi, modern rhythm of traditional inspiration of Cameroon, constitutes in several cases a vector of objectification of women and normalization of violence marital.

### **- The instruction of the woman**

Higher the education level is, higher the power of decision making is high; and under the woman is lucky to be victim of domestic violence. Thus, the low level of education constitute the main obstacle to women's access to information about their rights would result in their increased level towards violence victimization. Thus, a ignorance of the consequences that they incur in violent relationships leads to minimize the facts and their consequences, hence the acceptance of social behaviors, families or individuals who promote violence against them (Beridogo J., 2002 ; Kaboré and al., 2008 ; Pradon, 2011).

The acquisition of knowledge through education promotes change of mentality favorable to a break with traditional patterns perpetuation of domestic violence.

## **- Media exposure**

Of course, the media is a real vector of transmitting information and communication. They also remain an important way of socialization. The representations that they generate constitute a mode of knowledge but contribute at the same time to develop individual and social identities, the dissemination of norms, conduct and values with regard to the experience conveyed elsewhere (Reiser, Gresy, 2008). Media is a real element of transmission of new values that can break with traditional approaches to facts. Lise (2005) will say that social acceptance of risk behavior is influenced by our contacts with the media and therefore the unfavorable treatment of a particular behavior through the media could directly play and even reduce the perceived social acceptance of this behavior among members of society (Bella B., 2016). So when the apology for violence is made through the media, according to the theory of symbolic violence, the violence itself is internalized and later implemented.

### **4.3.3 Demographic factors**

The socio-demographic contribution in the analysis of violence against women is no less negligible because a young woman, single, with a high number of children is more exposed to the occurrence of violence than a woman who is not in this posture. The most influential sociodemographic characteristics to explain the occurrence of violence are: marital status, age of the woman and number of children.

## **- Marital status**

The marital status variable is presented as a double-edged sword in the process for a woman to be a victim of domestic violence or not. If it is true that a woman living in a marital union is more likely to experience domestic violence than a woman living alone, whether she is single, separated or divorced; just like the latter who are in a situation of vulnerability that also exposes them to live some kind of violence. For Bella B. (2016) years of many African societies, marriage or at least life in union is accompanied, usually a change of address to the joint to join that of his spouse. This mobility puts her in a vulnerable position since she is seen in her new household, as an external

who is under the responsibility of the husband (MPF, 2006). Victim of any violence she cannot react because with her status of "alien" she feels compelled to accept this violence administered by the spouse for whom this is an act that is normal.

#### **- The age of the woman**

The younger a woman is, the more likely she is to suffer violence from her spouse. However in the social representation system built around old social norms, Bella B. (2016) found that young women are more favorable to change, while the older ones are still attached to the tradition of total submission of the woman to her husband (MICS-BF, 2008). This is the case where in Senegal, young women aged 15 to 29 are 15% less likely to have an opinion favorable to domestic violence than women aged 30-39 years (Cissoko, 2010).

#### **- The number of children**

More a woman has children, more likely she is to be a victim of violence, the children could be shields against any form of violence she may be subjected to. It's an hypothesis. On the other hand, a woman with children who fail to avoid violence resigns herself, not for herself, but rather to ensure a good future for her children because a reaction to the violence she suffered would have the effect of to separate her from her home. For Beridogo J. (2002) the success of children is proportional of the degree of resignation of their mother to the "*demands*" of their father (Beridogo, 2002). Of women's perceptions of domestic or marital violence vary depending on whether they have children or not.

## **4.4 Methodology**

### **4.4.1 Data source**

The data used to complete this analysis are the PROSAD 2015 End-of-Phase Surveys and the 2018 PRO-Child Annual Indicator Monitoring Survey. These two operations have the same methodological similarities. These surveys provide accurate

information on violence against women with the individual characteristics mentioned above with a focus on the occurrence of violence at the time of the survey. The dependent variable, which is the variable to be explained, is apprehended through "The status of domestic violence endured by woman".

**Table 4.1 : Distribution of the sample of women by commune of residence**

Municipalities	2015		2018	
	Total number	Proportion (%)	Total number	Proportion (%)
Pama	392	31.3%	408	29.8%
Kantchari	303	24.2%	321	23.5%
Nako	293	23.4%	349	25.5%
Dissihn	263	21.0%	289	21.1%
<b>Total</b>	<b>1251</b>	<b>100.0%</b>	<b>1367</b>	<b>100.0%</b>

#### 4.4.2 Variables of study

The dependent variable is *having or not been victim of violence in the past 12 months*.

#### *Classification variables and question of variation over time*

Classification variables are: educational level, age group of women, marital status, main occupation, commune of residence, religion.

These variables are analyzed according to the following decomposition :

**Table 4.25 : Repartition varying according to the terms in the 2015 and 2018 databases**

Label 2015	2018 Label	variables	modalities	link
Level	Level	Level of education	- No level - Primary - Secondary and more	From women with primary education to women with the highest level of education through secondary school
Q101a	A11b	Age group	- Young (under 18 years old) - Mature age (18 to 49 years old)	Younger women (10-17 years) to older women (50 years or older) to relatively young women (18-49 years)

Label 2015	2018 Label	variables	modalities	link
			- Aged (50 years old and over)	
Q106a	B06a	Marital status	- Single - Married - Separated (Divorced + widowed)	Women in union with non-union women
Occupation	Occupation	Main occupation	- Without occupation - Pupils / Students - Busy Agricultural Sector (Agriculture / Livestock) - Occupied differently (Craftsman / Worker, Trade, employee of the public edu private, person in the household)	From unoccupied women to busy women
Q004	A03	Commune of residence	Region of East - Pama - Kantchari Region of South West - Nako - Dissihn	Women residing in Pama Commune to those of Kantchari , Nako and Dissihn
Q105a	Reli	Religion	- Catholic - Protestant - Muslim - Traditional - None religion	from Catholic women to women of traditional religion to Protestant and Muslim women
VFF12	D09	Have been or not a victim of violence during the last 12 months	- Yes - No	Dependent variable

We opted for a dichotomization of classification variables to make the effect of sources more perceptible.

With regard to the data in Table 4.25, we note that from one survey to another, and to different degrees, the independent analysis variables and the dependent variable (the fact of having experienced violence in the last 12 months) are correlated and significant at least on one survey.

**Table 4.26 : Distribution of the 2015 and 2018 survey samples by key variables**

Variable s	Modalitie s	Has ever been a victim of violence in 2015				Modalities	Has ever been a victim of violence in 2018			
		No	Yes	Total	(%)		Yes	No	Total	(%)
Region	East	945	278	1223	22,7%	East	155	645	800	19,4%
	South-West	340	423	763	55,4%	South-West	141	572	713	19,8%
	Total	1285	701	1986	35,3%	Total	296	1217	1513	19,6%
	<b>Khi-deux de Pearson</b>				<b>220.099***</b>	<b>Khi-deux de Pearson</b>				<b>.038ns</b>
Commune	Pama	504	177	681	26,0%	Pama	59	359	418	14,1%
	Kantchari	430	90	520	17,3%	Kantchari	96	286	382	25,1%
	Dissihn	59	317	376	84,3%	Nako	63	310	373	16,9%
	Nako	292	117	409	28,6%	Dissihn	78	262	340	22,9%
	Total	1285	701	1986	35,3%	Total	296	1217	1513	19,6%
	<b>Khi-deux de Pearson</b>				<b>502.999***</b>	<b>Khi-deux de Pearson</b>				<b>19.569***</b>
Has ever attended school	Yes	601	305	906	33,7%	Yes	85	229	314	27,1%
	No	684	396	1080	36,7%	No	211	988	1199	17,6%
	Total	1285	701	1986	35,3%	Total	296	1217	1513	19,6%
	<b>Khi-deux de Pearson</b>				<b>1.944ns</b>	<b>Khi-deux de Pearson</b>				<b>14.187***</b>
Level of education	No level	684	396	1080	36,7%	No level	211	988	1199	17,6%
	Primary	213	92	305	30,2%	Primary	63	123	186	33,9%
	Secondary	347	199	546	36,4%	Secondary and more	18	92	110	16,4%
	High level	14	9	23	39,1%	Total	292	1203	1495	19,6%
	Total	1258	696	1954	35,3%	<b>Khi-deux de Pearson</b>				<b>27.888***</b>
	<b>Khi-deux de Pearson</b>				<b>4.762ns</b>					
Religion	Catholic	358	234	592	39,5%	Catholic	89	306	395	22,5%
	Protestant	265	118	383	30,8%	Protestant	39	129	168	23,2%
	Muslim	401	187	588	31,8%	Muslim	47	320	367	12,8%
	Traditional	217	130	347	37,5%	Traditional	86	367	453	19,0%
	No religion	29	27	56	48,2%	No religion	33	95	128	25,8%
	Total	1270	696	1966	35,3%	Total	294	1217	1511	19,6%
	<b>Khi-deux de Pearson</b>				<b>15.933***</b>	<b>Khi-deux de Pearson</b>				<b>17.585***</b>
Age group	Younger (- 18 years)	176	95	271	35,1%	Younger (- 18 years)	70	11	81	86,4%
	Mature 18 à 49 years	1000	560	1560	35,9%	Mature 18 à 49 years	88	600	688	12,8%
	More than 50 years	109	46	155	29,7%	More than 50 years	87	600	687	12,7%
	Total	1285	701	1986	35,3%	Total	245	1211	1456	19,6%
	<b>Khi-deux de Pearson</b>				<b>2.396ns</b>	<b>Khi-deux de Pearson</b>				<b>296.819***</b>
Marital status	Single	452	243	695	35,0%	Single	128	146	274	46,7%
	Maried	782	430	1212	35,5%	Maried	145	925	1070	13,6%
	Widowed/Divorced	48	26	74	35,1%	Widowed/Divorced	23	146	169	13,6%

Variables	Modalities	Has ever been a victim of violence in 2015					Modalities	Has ever been a victim of violence in 2018			
		No	Yes	Total	(%)			Yes	No	Total	(%)
	Total	1282	699	1981	35,3%	Total	296	1217	1513	19,6%	
	<b>Khi-deux de Pearson</b>				<b>.052ns</b>	<b>Khi-deux de Pearson</b>				<b>156.749***</b>	
Main Occupation	Without occupation	50	19	69	27,5%	Without occupation	47	50	97	48,5%	
	Pupils/Student	227	123	350	35,1%	Pupils/Student	52	57	109	47,7%	
	Working	896	484	1380	35,1%	Working	128	758	886	14,4%	
	Housewife	111	71	182	39,0%	Housewife	58	316	374	15,5%	
	Total	1284	697	1981	35,3%	Total	285	1181	1466	19,6%	
	<b>Khi-deux de Pearson</b>				<b>2.946ns</b>	<b>Khi-deux de Pearson</b>				<b>125.542***</b>	

\* Significant at 10% ; \*\* significant at 5% ; \*\*\* significant at 1% ; ns : not significant

#### 4.4.3 Methods of analysis

In terms of methods, the analysis will use the descriptive methods and the simple decomposition and advanced decomposition method.

Descriptive methods will produce the proportions of girls and women aged 10 and over who experienced violence and the proportions within each subgroup of the classification variables. These data will result for simple and advanced decomposition. The analytical approach is to verify the assumptions behind the sources of change of changing proportions of women who have been victims of violence in the last 12 months prior to collection of data and 2015 and 2018.

##### 4.4.3.1: Brief description of the main method of analysis

The decomposition method is a method that aims to estimate the relative contribution of two or more components in a given social change. To do this, the phenomenon studied should be **quantifiable** or likely to be measured by a rate, average, percentage or ratio, **aggregated** and **gradual**. Qualitative phenomena are excluded.

The only restriction of the decomposition method lies in the nature of the change.



The type of explanation used in the decomposition is to find the “sources” rather than the “causes” right change. The question is to know :

- **Where does the change come from?**
- **What is the cause of this change ? ».**

It is at this level that the method makes it possible to account for a change, to predict it and to explain it. It tends, as well, to answer the question "how? ".

#### 4.4.3.2 Statistics from these analyzes and their interpretation

Elemental or simple decomposition distinguishes two main sources of social change from global change:

**a) The overall change** represent the total change of the proportion of women victims of any violence between two periods. Both periods as part of this study are 2015 and 2018 concern the regions of Eastern and Southwestern of Burkina Faso.

**b) The composition effect** is a statistic that results from a change in the statistical representation of the various social strata of the population. Being **a victim of violence in the last 12 months** could increase due to an increase in the number of women in the most vulnerable groups: women with low education, young women (under 18 years), women not in union, not occupied, woman residing in the East, traditional religion, woman not knowing the assault as an act of violence, wife not knowing the moral violence as violence, woman not knowing the places of denunciation of violence, woman not knowing the factors of violence.

By a mechanical weighting effect, or indirectly, the increase in these categories leads to an increase in the ***proportion of women who have been victims of violence in the last 12 months.***

**c) Behavioral effect** is a less mechanical statistic compared to the composition effect. It indicates a real change in the level ***of violence experienced*** by girls and women 10

years and over in different groups they are vulnerable or not. It's not changing the structure, but the level of **having been abused in the past 12 months** among various population subgroups. For example, **the fact of not having been abused in the past 12 months** for girls and women of 10 years and older may experience a change due to the accession of less educated women or not, those of East or South West ; to the different public, private and community political and strategic interventions. Thus, the analysis will take into account the effects of the instruments developed in this sens.

The statistics used to understand the change are :

- **The Alpha statistic: being a victim of violence in the past 12 months** among women aged 10 and over. *The fact of having been abused in the past 12 months for girls and women 10 and over for women in the lowest category of the classification variable.*

Alpha represents having been a victim of violence in girls and women 10 ten year and more are in the Eastern and South-West region's, who are without occupation or which does have no *education*.

- **The Beta statistic: increase in the proportion of girls and women who are not victims of violence associated with a marginal improvement of one unit of the classification variable ;** represents the increase in the level of the proportion of women who are not victims of violence to an improvement of one unit of the classification variable. In the instant case, it is the level of education of women, the age group, the marital status, the occupation primary, the commune of residence, the religion.
- **The R<sup>2</sup> statistic :** *variation in the proportion of girls and women victims of violence explained by the classification variable.*

The mathematical formulation is obtained by expressing the overall performance of the two regions as a weighted average of the performances of the groups.

$$[1] \quad Y_t = \sum w_{jt} * y_{jt}$$

Where Y is the average of the two regions combined: **victims of violence in the last 12 months** for girls and women aged 10 and over, y the value of substantive variable for group j in year t (**girls and women aged 10 and more having been victimized and having a primary education level**) and  $W_{jt}$  is the proportion belonging to group j at time t.

Starting from this formula, social change can be decompose as follows :

[2]

$$\Delta Y = \sum \bar{y}_j * \Delta w_j + \sum \bar{w}_j * \Delta y_j$$

**Total Change = Decomposition Effect (A) + Behavior Effect (B)**

Where the bars variables are the averages between two time points.

$$(Example : \bar{y}_j = ([y_{j(t+1)} + y_{j(t)}] / 2) .$$

The decomposition [2] thus expresses the total variation due to the change of "composition " and that due to the "performance / behavior " within the different socio-cultural classes . Also, it is possible to extend this formulation, noting that the performance of a given group (j) can be expressed as a function of another or several other variables. If we take the case of a linear relationship, for example.

$$[3] \quad y_j = \alpha + \beta x_j + \mu_j$$

where  $\alpha$  represents the basic performance when  $X = 0$  [in our case, the proportion of women who have not been abused in the past 12 months,  $\beta$  is the proportion of women who have been victims of violence last 12 months preceding the survey associated with a unit increase in the variable  $X$  (here the socioeconomic status of women), and  $\mu_j$  error (which can also be interpreted as the outperformance / underperformance relative group, or as the residual effect of factors other than  $x$ , which are not considered in the analysis).

In this case, the change in the value of  $y_j$  between two periods is thus obtained :

$$[4] \quad \Delta y_j = \Delta\alpha + \bar{\beta}\Delta x_j + \bar{x}_j\Delta\beta + \Delta\mu_j$$

If the definitions of categories of  $x$  does not change between the periods 1 and 2, the second term of this equation is 0, and is equal to  $x$ . The equation thus reduces to :

[5] By inserting [5] in [2], we get :

$$\Delta Y = [\sum \bar{y}_j * \Delta w_j] + [\sum \bar{w}_j * \Delta\alpha] + [\sum w_j * x\Delta\beta] + [\sum w_j * \Delta\mu_j]$$

[6]

A

UNIVERSITY of the  
WESTERN CAPE

B1

B2

B3

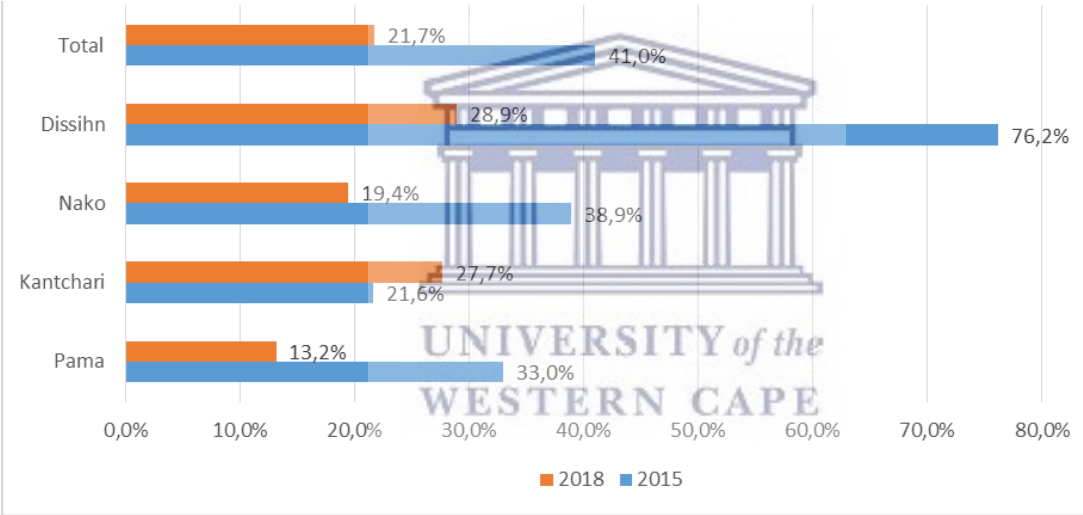
### Effect of composition + Effect of behaviour

This new decomposition calling also advanced includes a disaggregation of the behavior / performance effect, and now includes three sub-components, including improving the conditions associated with not being a victim of violence (B1), the effect of the differentiation of the level of education (B2), and the residual effect of other variables not considered (B3).

**4.5. Results: Sources of the decline in violence against women in Eastern and South-Western regions of Burkina Faso**

With different actors actions through the sensitization, the advocacy, the social mobilization and the capacity building of the various operational actors, one observes more and more a decrease of the prevalence of violence against women. The factors contributing to this decrease are of various kinds and can be explained according to the characteristics of the respondents. In other words, do the socio- demographic characteristics of the respondents, such as commune of residence, marital status, age groups, level of education, main occupation and religion of belonging, contribute to reducing the prevalence of women victims of violence ? How does this decrease?

**Figure 4.1 : Evolution of the proportion of women victims of violence between 2015 and 2018 in some communes of East and South-West Burkina Faso**



**4.5.1 Simple decomposition effect of women's sociodemographic characteristics**

In the analysis of sociodemographic variables in relation to the decrease in the proportion of women who are victims of violence, we note a predominance of the effect of behavior or performance on the composition effect. This implies that women's behavioral change is the main source of a downward trend in violence against women.

By decomposing the performance effect according to each sociodemographic characteristic, one would better understand the contribution of each modality by variable to this decrease. This is also apparent from the points below.

#### **4.5.1.1 At the level of the municipality of residence**

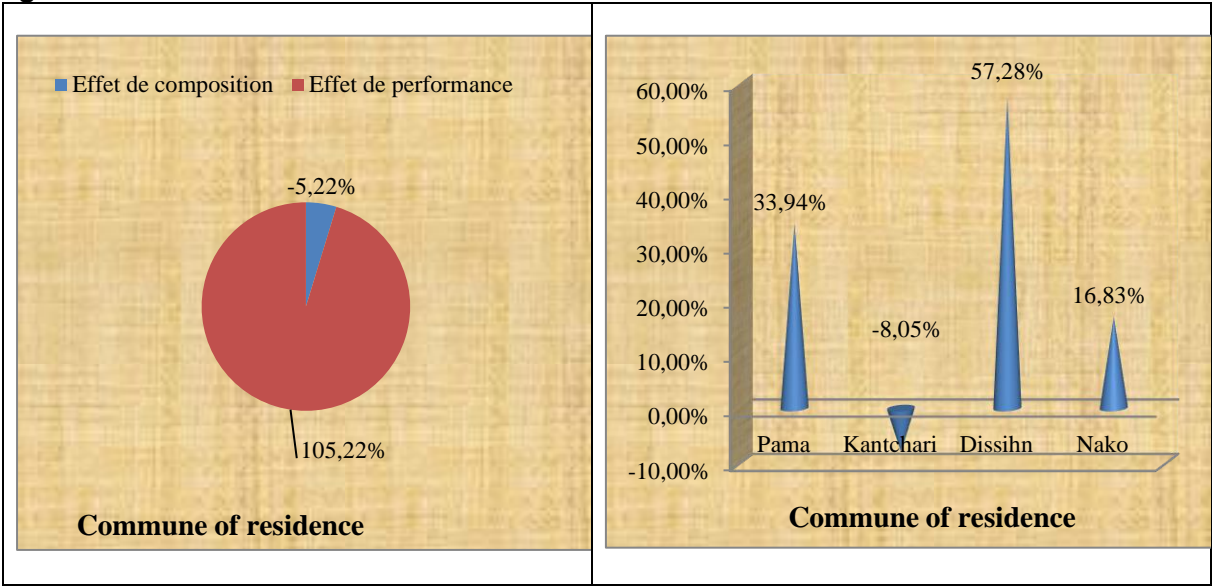
Generally, the place of residence being the place where the woman usually lives can have an effect on the fact that the woman is or not a victim of violence. Indeed, one medium to another with regard to the demographic composition has quality social provision for protection against women, they may be less prone to violence than women from other hump.

In general, according to the commune of residence, there is a decrease in the prevalence of female victims of violence of 19.2%.

The analysis of the simple decomposition of the municipality of residence through Figure 1.1 shows that the decrease in the prevalence of abused women 's marital is due to performance effect (105.22%) as an effect of composition (-5.22%). This decline can therefore be attributed to women residing in the commune of Dissihn at 57.3%. As for women living in Kantchari, their contribution to reducing the prevalence of women victims of violence is negative at 8.1%. The positive contributions of Pama and Nako women are respectively 33.9% and 16.8%. Nako and Dissihn, being municipalities in the South-West region contribute more than 74% to this decrease. Does this mean that the environment and the composition of these two communities is for something ?

Disshin and Nako are two communes located along international borders with a country like Ghana and Ivory Coast. We know that the proximity media of these two countries are also widespread in these communes besides the fact that they are of international crossroads which facilitate international exchanges.

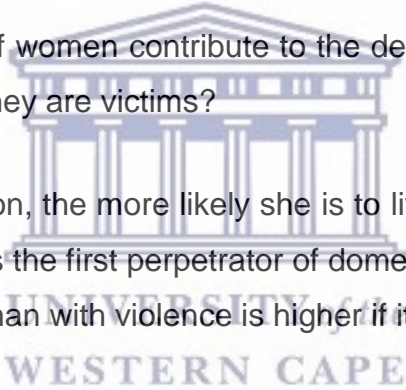
**Figure 4.2 : Decomposition of the prevalence of violence against women by commune of residence and contribution of categories to the decline in the prevalence of violence against women**



**4.5.1.2 Effects related to marital status**

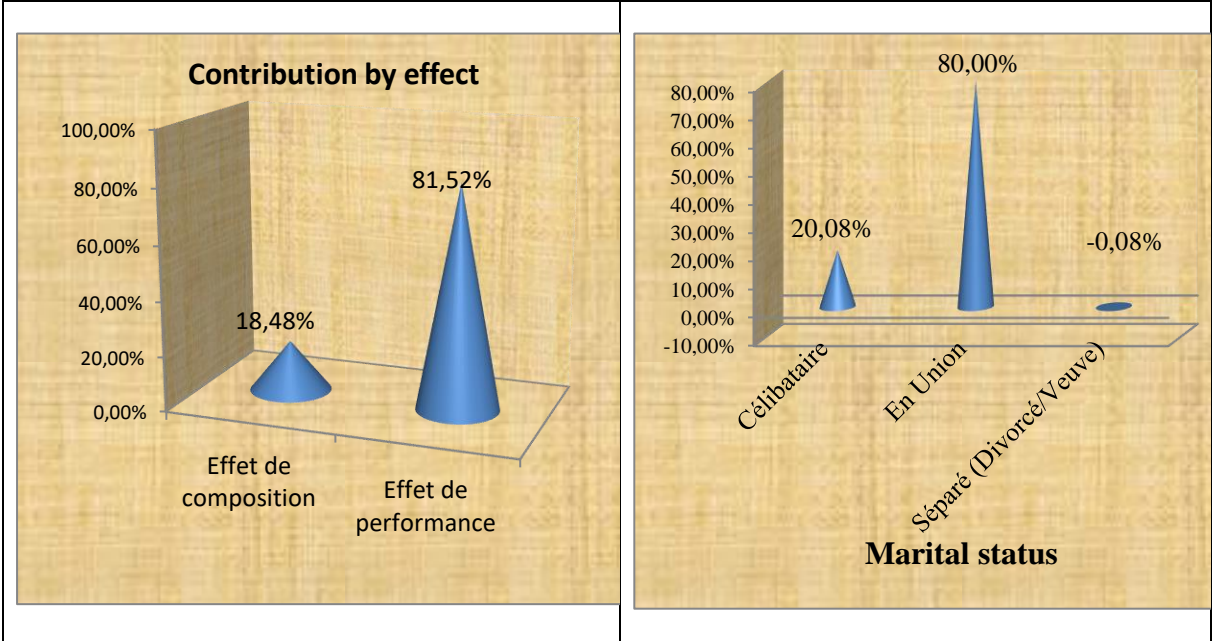
How can the marital status of women contribute to the decrease of the prevalence of domestic violence of which they are victims?

More a woman lives in a union, the more likely she is to live with domestic violence if it is agreed that the spouse is the first perpetrator of domestic violence. Thus one pen is that the exposure of a woman with violence is higher if it lives in union.



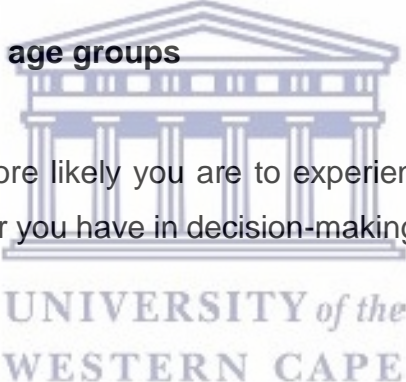
As observed in the data from surveys of 2015 and 2018, we realize that the prevalence of violence against women has decreased by 19.2 percentage points. According to Chart 1.2, this decrease is linked to a performance effect (81.52%). Of this performance effect, women in union, with 80.0%, contribute more to this decline than single women (20.1%). The contribution of separated women, that is, those who are divorced or widowed, is practically nil (-0.08%). This goes against the hypothesis that the more a woman is in a union, the higher her degree of exposure to domestic violence is because she lives with a spouse who is usually portrayed as the perpetrator.

**Figure 4.3 : Decomposition of the prevalence of violence against women by marital status and the contribution of categories of marital status to the decline in the prevalence of violence against women**



**4.5.1.3 Effects related to age groups**

The younger you are, the more likely you are to experience domestic violence. The older you are, the more power you have in decision-making and therefore less likely to experience violence.

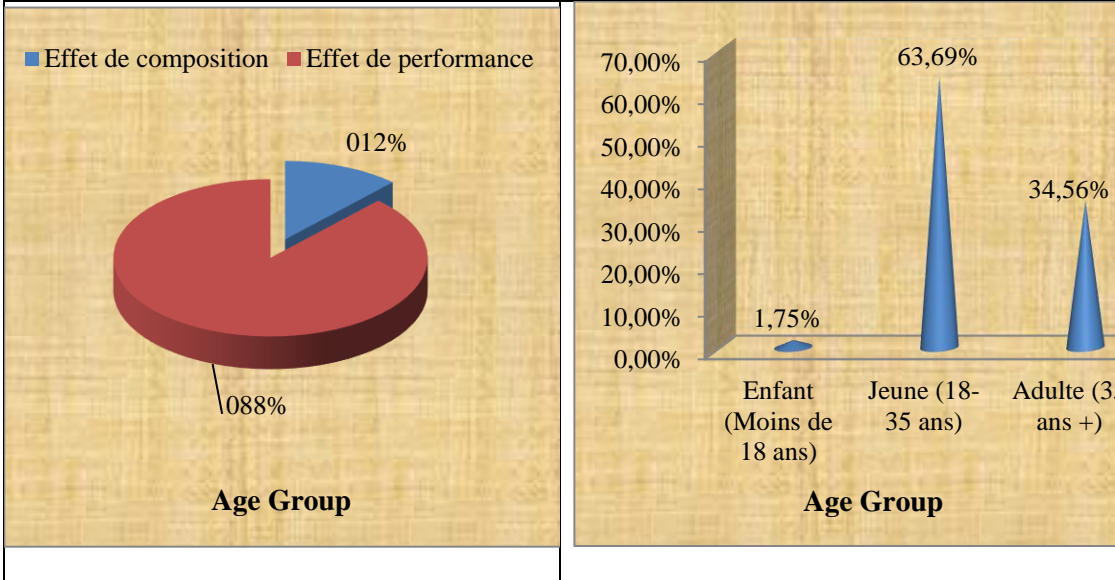


Over the 2015-2018 period, the prevalence of violence against women has decreased by around 22 percentage points. This decrease is more due to a performance effect (about 88%) than to a composition effect (12.0%), which is reflected in the effect of the different interventions oriented to specific age groups.

By observing the modalities related to the performance effect, we realize that this is more due to young women aged 18 to 35 years old, whose contribution is about two-thirds. The contribution of adult women to this decrease is around 35%, while that of children is only 1.8% (see Graph 1.3).



**Figure 4.4 : Decomposition of the prevalence of violence against women by age group of women and contribution of age group categories to the decline in the proportion of women victims of domestic violence**



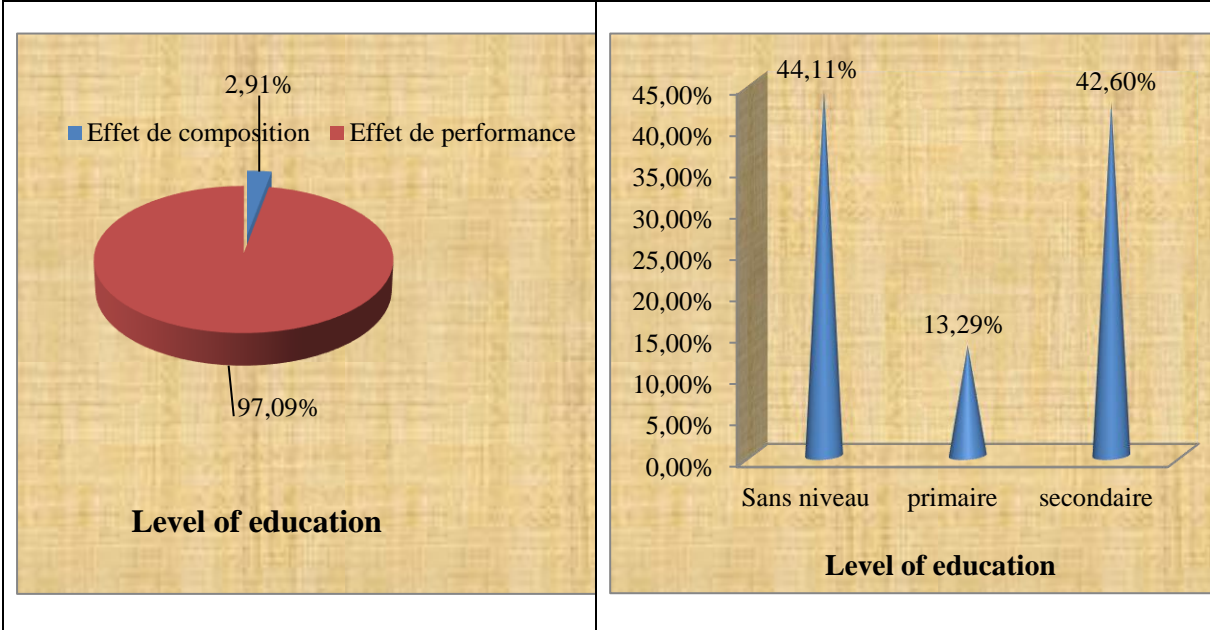
**4.5.1.4 Effects related to educational level**

The more the woman has a high decision-making power, the less likely she is to suffer the violence because she is in the mood to interact positively with her spouse, who is also presented as the leading actor of domestic violence.

One of the building blocks of women's decision-making power is the level of education. This means that the higher the level of education, the higher the decision-making power of the woman and the less she is subject to violence.

Over the 2015-2018 period, the prevalence of female victims of domestic violence in relation to educational attainment decreased by 19.4 percentage points. This decrease, with 97.1%, is more linked to a performance effect than to a composition effect (2.9%). The contribution of each of the modes of educational attainment is as follows: Women without a level of education (44.1%), women with primary education (13.3%) and women with a higher level of education (42.6%). In other words, women with no education and those with secondary education or higher have individually contributed to every tenth chance of reducing the prevalence of violence against women. If it is understandable for women with a secondary level of education, it is the contribution of women with no education, given their supposed vulnerability, which raises questions.

**Figure 4.5 : Decomposition of the prevalence of violence against women according to the level of education of women and Contribution of education-related categories to the decline in the proportion of women victims of domestic violence**

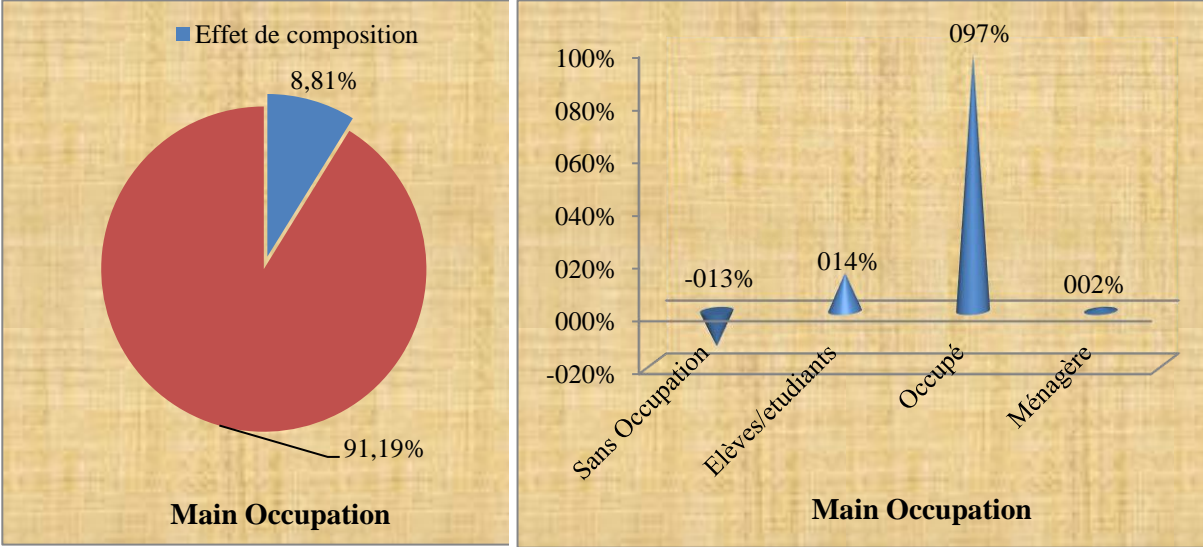


**4.5.1.5 Effects related to the main occupation**

The other constitutive variable of decision-making power is the main occupation. To say that the fact that a woman being occupied contribute to best reducing of the prevalence of violence made to him. The observed decline in the prevalence of violence against women over the three years of observation is about 19 percentage points. As demographics mentioned above, the decrease in prevalence is linked to the performance effect (91.2%) than that of composition (8.8%). This decrease is more the fact of the occupation status of women (97.4%) more than any other status such as being a student (14.5%) or housewife (1.6%). Women who are unemployed have a negative contribution to reducing the prevalence of violence against women.

The strong contribution of occupation status to reducing the prevalence of violence against women confirms the hypothesis that the greater the decision-making power of women, through their occupation, is high, less she is subject to violence.

**Figure 4.6: Decomposition of the prevalence of violence against women by main occupation of women and Contribution of categories related to main occupation downward proportion of women victims of domestic violence**

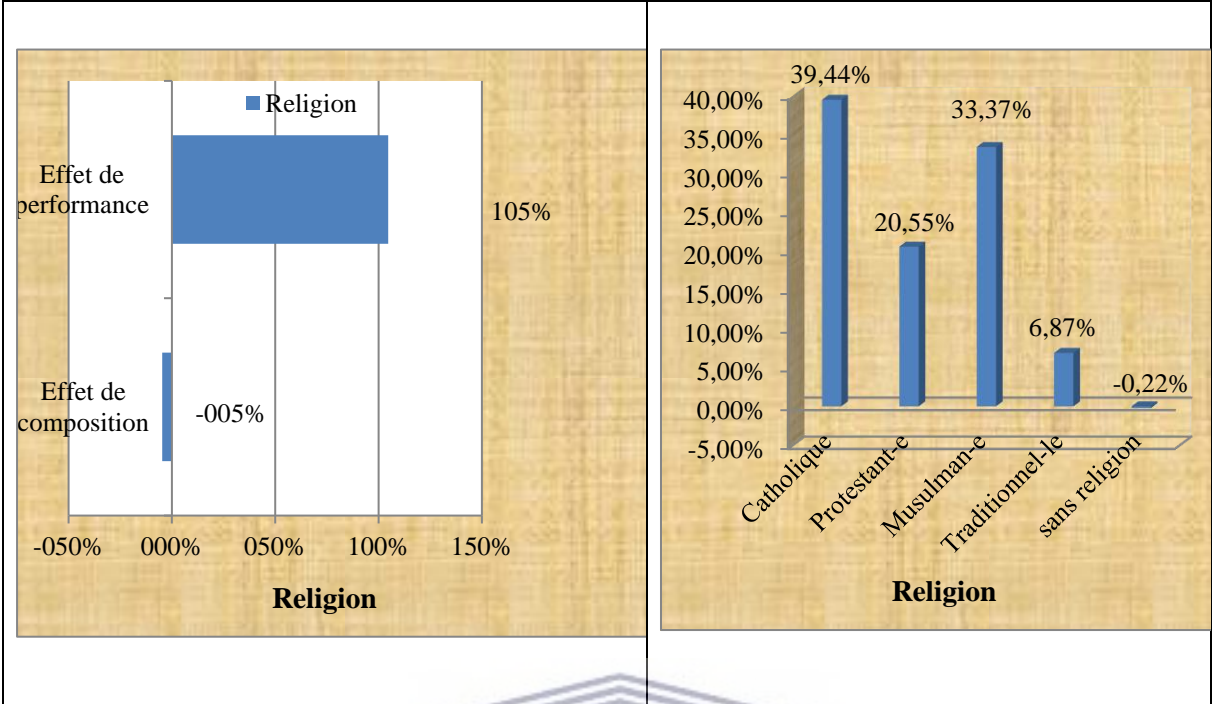


**4.5.1.6 Effects related to religion**

How can the religion of belonging contribute to the reduction of domestic violence against women ?

In general, according to religion, the prevalence of violence against women between 2015 and 2018 decreased by 19.7 percentage points. And this decrease is related to the performance effect (104.7%). All the modalities of the religion variable, to varying degrees, contributed to this decrease. The rates -by costs by modality are: Catholic - 39.4%), Protestant (20.6%) Muslim (33.4%), traditional religion (6.9%). Women without religion, with -0.2% do not contribute to this reduction.

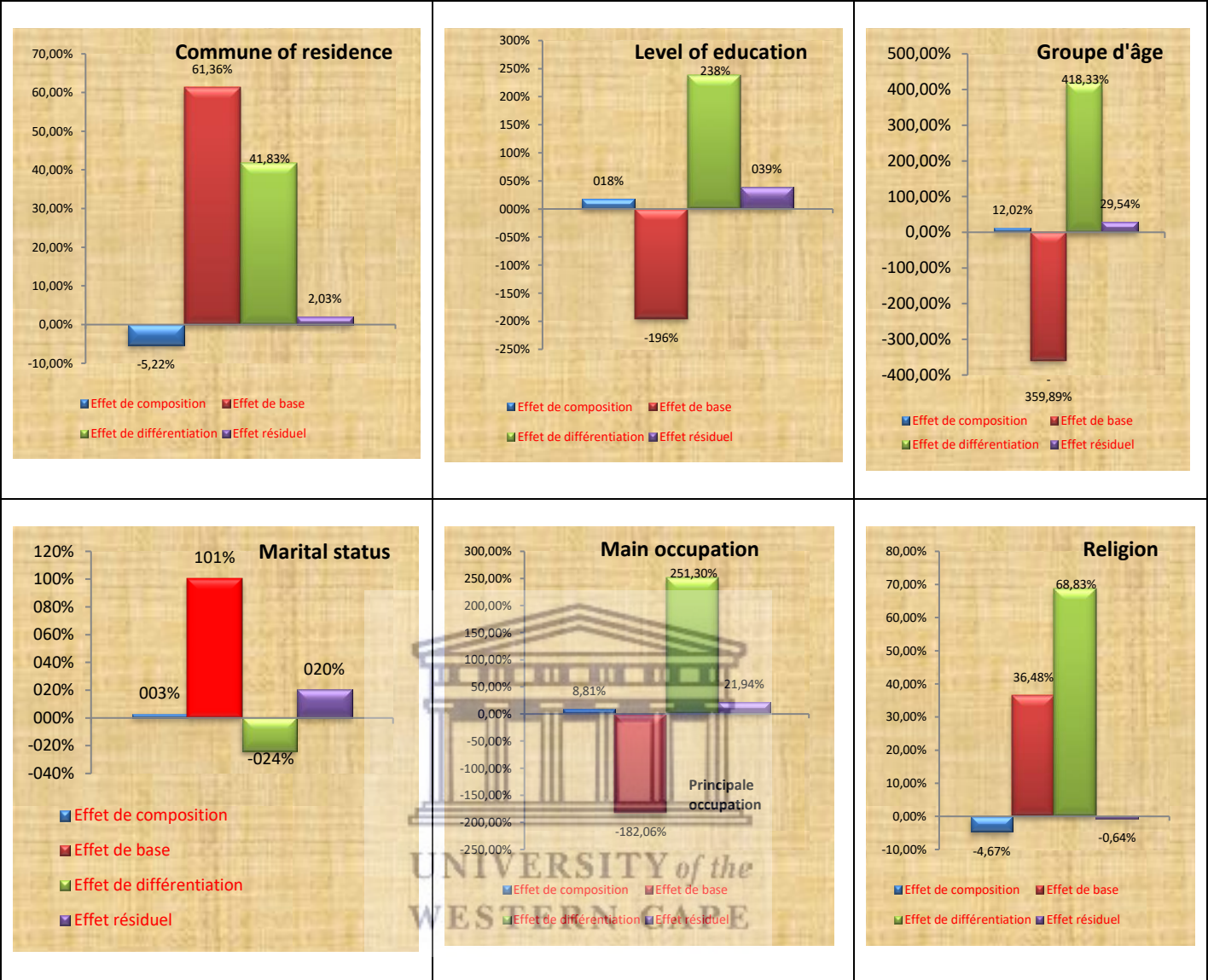
**Figure 4.7: Decomposition of the prevalence of violence against women by main occupation of women and Contribution of categories related to main occupation downward proportion of women victims of domestic violence**



**4.5.2 Effect of advanced decomposition related to socio-demographic characteristics (municipality of residence, marital status, age group, level of education, main occupation and religion)**

Analysis of advanced decomposition following the simple decomposition shows that variables such as the commune of residence and level of education the observed change is largely a consequence of a decrease prevalence of women victims of domestic violence basic performance-related interventions observed in the regions concerned with the interventions of actors on the ground. For variables such as marital status, age groups, main occupation and religion the decline is more the result of different effects of the decline in prevalence.

**Figure 4.8: Decomposition of the performance effect by women socio-demographic characteristics**



**Conclusion**

Through this article it comes to measuring up of sociodemographic variables in the lower prevalence of violence against women in the communes of Kantchari and Pama in the Eastern Region and the communes of Nako and Dissihn in the Southwestern region of Burkina Faso. The analysis focused on the three-year term which corresponds to most of the time on the life of the intervention of some projects and programs of local development concerning women and children protection.

Analysis of the results the decomposition method shows a predominance of the effect behavior or performance of socio-economic groups on the trend of violence against women. The decrease is related to the behavior effect, the first conclusion is deductible due to the intervention of projects and programs among which include sexual health and human rights programs (PROSAD) including a large section was devoted promoting women's rights.

These results should not, however, overshadow the strong actions in view of the significant decline in the prevalence of violence against women :

- The preponderance of the base effect of violence against women suggests policies to improve the performance of the national system for the protection of women ;
- The preponderance of the effect differential of violence against women suggests actions to improve access of women in situations of vulnerability protection instruments and defense of their rights.



## Chapter V. Dynamics of the opinions of stakeholders in the communes of Kantchari, Pama, Nako and Disshin on violence against women between 2015 and 2018

### Abstract

The agreement observed between one or more qualitative judgements is the result of the sum of chance and real agreement. Since chance can interfere with the assessment of judgements, it is important to control it through the Kappa coefficient (K), which aims to quantify the intensity or quality of the real agreement. The Kappa coefficient is an index that makes it possible to subtract the portion of chance or subjectivity from the agreement between techniques. From its application, we can see that in the East and South-West regions of Burkina Faso, between 2015 to 2018, there is a total absence of agreement between the key variables of the study and opinion on violence against women, as none of the coefficients obtained is close to the threshold of 1. Subsequently, only in the East region, in 2018, was it possible to observe a form of independence between marital status and opinion on violence against women. Finally, and for most of the time, there is a total disagreement between the respondent's opinions on their assessment of violence against women.

**Key words** : Kappa coefficient - Violence against women - independence of judgment

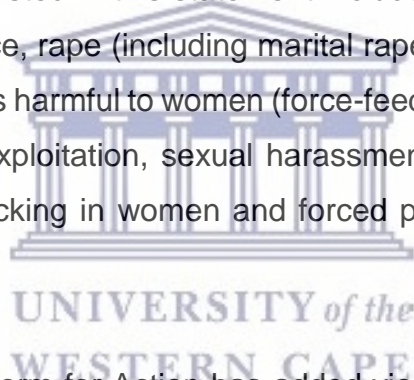
### Introduction

Violence against women is one of the most widespread human rights violations in the world.

In 1993, the United Nations General Assembly adopted the Declaration on the Elimination of Violence against Women. In this declaration, violence against women is defined as all "acts of gender-based violence that result in, or are likely to result in, physical, sexual or psychological harm or suffering to women, including threats of such

acts, coercion or arbitrary deprivation of liberty, whether occurring in public or in private life" (Article 1)<sup>15</sup>.

Over the last few decades, the fight against violence against women has been the subject of a vast global mobilisation which has resulted by adoption of several legal texts at both international and national levels. Burkina Faso is no exception to this reality, where the development and provision of texts and tools should contribute to a drastic reduction in all forms of violence against women (Ndione C., 2000; Blackden, 2006), and at the same time benefit from strengthening their capacity for protection and recourse to justice, as well as the punishment of the perpetrators of such violence. Moreover, the 1993 United Nations Declaration on the Elimination of Violence against Women emphasises all acts of violence that result in, or are likely to result in, physical, sexual or psychological harm to women, including threats of such acts, coercion or arbitrary deprivation of liberty, whether occurring in public or in private (United Nations, 1993). The acts of violence listed in this statement include domestic violence, sexual abuse, dowry-related violence, rape (including marital rape), female genital mutilation and other traditional practices harmful to women (force-feeding), non-spousal violence, sexual violence related to exploitation, sexual harassment and intimidation at work, school and elsewhere, trafficking in women and forced prostitution (United Nations, 1993)



Since 1995, the Beijing Platform for Action has added violations of women's rights in situations of armed conflict to this list. Burkina Faso, like several African countries, has ratified most of the Conventions concerning the protection of women. These include the 1979 UN Convention on the Elimination of All Forms of Discrimination against Women, Articles 05, 06 and 16 of which deal respectively with gender relations in society in general, the repression of sexual exploitation of women, and gender relations in the specific context of marriage and the family.

The spirit of this Convention is linked to the 1993 UN Declaration on the Elimination of Violence against Women, which also inspired the 1995 Beijing Conference

---

<sup>15</sup> [HCDH | Déclaration sur l'élimination de la violence à l'égard des femmes \(ohchr.org\)](#), viewed le 26/07/2021



Declaration. Paragraphs 113 and 115 of the Beijing Declaration define and establish a typology of violence.

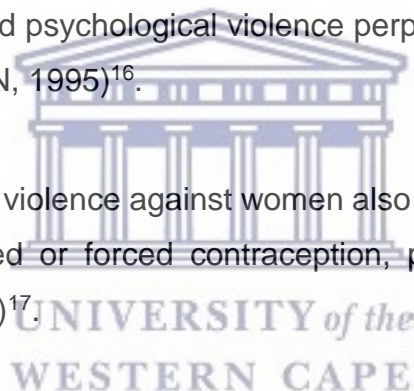
In paragraph 113, for example, the categories of violence against women listed are :

a) Physical, sexual and psychological violence within the family, including battering, sexual abuse of female children in the home, dowry-related violence, marital rape, genital mutilation and other traditional practices harmful to women, non-spousal violence and violence related to exploitation;

b) Physical, sexual and psychological violence in society, including rape, sexual abuse, sexual harassment and intimidation in the workplace, in educational institutions and elsewhere, pimping and forced prostitution

c) Physical, sexual and psychological violence perpetrated or condoned by the State, wherever it occurs (UN, 1995)<sup>16</sup>.

According to paragraph 115, violence against women also includes forced sterilisation and forced abortion, coerced or forced contraception, prenatal sex selection and female infanticide (UN, 1995)<sup>17</sup>.



At the regional level, the 2003 Protocol to the African Charter on Human and People's Rights on the Rights of Women, which is a key instrument for the promotion and protection of women's human rights on the African continent, recalls the need for every woman's right to respect for her life, physical integrity and security of person. Therefore, it requires member states to take measures to safeguard and respect the physical integrity of women. This same concern is reflected in the 1990 African Charter on the Rights and Welfare of the Child. Indeed, Article 21 of this Charter condemns customs and practices that discriminate against certain children on the basis of their sex, or for any other reason, including the practice of early marriage.

---

<sup>16</sup> Beijing Declaration and Platform for Action, Adopted at the 16th plenary meeting on 15 September 1995

<sup>17</sup> Beijing Declaration and Platform for Action, Adopted at the 16th plenary meeting on 15 September 1995

In line with the international commitments to which it has freely adhered, as well as with its various fundamental texts, Burkina Faso has, for several years, been committed to combating violence against women with the means at its disposal (Kaboré W., Yaro Y., 2008). The constitution of the first republic of Upper Volta<sup>18</sup>, like the specific texts, enshrined respect for the integrity of the human person without distinction of sex and proclaimed the right to defence and protection of any person whose rights have been violated, in accordance with the Universal Declaration of Human Rights. In addition to the constitutional provisions proclaiming natural equality in rights between male and female citizens, certain sectoral texts in social areas such as education and health were aimed at the development of women and the improvement of their living conditions (Kaboré W., Yaro Y., 2008).

Already after independence, in the 1960s, in the education sector, the encouragement of girl's education and their access to vocational training was aimed at emancipating women and raising the awareness of society as a whole. Similarly, at the level of the health system, the various reproductive health and family planning programmes have helped to reduce the risk of women's vulnerability (Kaboré W., Yaro Y., 2008).

From the 1980s onwards, with the Convention for the Elimination of All Forms of Violence against Women (CEDAW), the fight against Violence against women became more declared and visible with concrete actions. This is the case with the criminalisation, from the 1990s onwards, of domestic violence, sexual harassment and female genital mutilation, while increasing the penalties for the crime of rape. One of the most recent laws adopted to punish violence against women is Law n°061-2015/CNT of 6 September 2015 on the prevention and punishment of violence against women and girls. In this law, the sanctions adapted to all types of violence against women are repeated. Articles 8 to 14 are devoted to this.

In order to take better care of the phenomenon and to ensure better development of women, the Burkinabe state has undertaken and implemented several measures, reforms and initiatives in the specific framework of the fight against gender-based violence through structural responses (Kaboré W., Yaro Y., 2008). The creation of a

---

<sup>18</sup> Actual Burkina Faso

Ministry for the Promotion of Women MPF (1997) is noteworthy. The creation of the Ministry for the Promotion of Human Rights (MPDH) at the beginning of the 2000s marked an acceleration towards a society of social justice in general, and the protection and promotion of the specific rights of vulnerable people including women. Since then, there has been a clear progression in legislation and legal texts that protect vulnerable people, including women.

The movement to eradicate violence against women is reinforced by the process of democracy and decentralisation, which provides a favourable context. Today, sectoral policies or strategies for the protection and promotion of women exist in all development sectors: the policy for the promotion of women, the national policy for social action, the policy for the promotion of human rights, the national gender policy, but also all the national development policy framework documents such as the Sectoral Framework for the Fight against Poverty (CSLP), the Strategy for Accelerated Growth and Sustainable Development (SCADD), the National Economic and Social Development Plan (PNDES).

The development of the institutional framework that embodies the political and legal framework on violence against women, with all the measures implemented in Burkina Faso, has not succeeded in reducing the phenomenon in a tangible way. These policies and legal texts have their achievements, advantages and strengths, but also weaknesses and inadequacies that need to be clarified in order to define new alternatives for change.

However, the diagnosis of the difficulties that have marked the implementation of the various successive action plans and the persistence of the social development deficit in Burkina Faso highlight, among other things, the inadequacy of the mechanisms for implementing the strategic orientations, the persistent socio-cultural constraints, poverty and endemic illiteracy, which constitute the real current obstacles to the advancement of women, particularly in the aspects relating to the fight against violence against women. Despite numerous initiatives developed over the past few years, factors limiting the institutional mechanism for the advancement of women persist, and would be favourable beds for the development of gender-based violence. These are, among others :

- The lack of resources and the availability of resources to ensure a form of autonomy that could reduce GBV;
- The low social status of women;
- The low social, economic and political empowerment of women;
- The ineffectiveness of consultation frameworks in order to pool and share experiences.

In order to identify violence against women, several studies have been carried out, each with its strengths and weaknesses. In spite of this plethora of studies, it must be noted that the most detailed deconcentrated level is often lacking in analyses that could be used to assess the occurrence of the phenomenon. Addressing this shortcoming appears to be one of the objectives of this article, which seeks to identify the dynamics of the perception of local populations at the micro level in two regions of Burkina Faso between 2015 and 2018.

Already, Hidrobo M. and Fernald L. (2012)<sup>19</sup>, in trying to establish the relationship between financial resources and violence against women, note a strong inadequacy in terms of data disaggregated up to the finest geographical level as well as at the communal level in Burkina Faso. To this end, they consider that Violence against women is a major health and human rights problem yet there is little rigorous evidence as to how to reduce it.

It's the same case with Ligia K. and al. (2012), for whom evidence from around the world indicates that women are at greater risk of being physically or sexually abused by an intimate partner than by any other perpetrator (Garcia-Moreno and al., 2005; Heise and al., 1999; Jewkes, 2002). Intimate partner violence (IPV) has been clearly associated with significant morbidity and mortality. Studies from around the world have demonstrated links between IPV and acute and chronic physical health problems, such as injuries, severe headaches, pain syndromes (especially neck and back pain),

---

<sup>19</sup> [Cash transfers and domestic violence - PubMed \(nih.gov\)](#)

abdominal pain, arthritis, coronary heart disease, spastic colon, stomach ulcers and other digestive disorders (Campbell and al., 2007 ; Campbell et al., 2002 ; Coker and al. 2000 ; Ellsberg et al., 2008 ; Plichta, 2004; Vives-Cases and al., 2011).

For them, sexual and reproductive health consequences may include increased risk of sexually transmitted infections, vaginal bleeding, vaginal infections, pelvic pain, painful urination, urinary tract infection, painful sexual intercourse, miscarriage, unintended pregnancies, multiple abortions, low birth weight, preterm delivery and neonatal death (Campbell et al., 2002; Johri et al., 2011; Sarkar, 2008). Mental health symptoms of IPV are perhaps the most common, and include depression, anxiety, post traumatic stress disorder (PTSD) and memory loss (Campbell and al., 2002; Ellsberg and al., 2008; Ludermir and al., 2008; Sarkar, 2008). In addition, IPV has been associated with appetite loss, and alcohol and drugs use (Campbell et al., 2002; Sarkar, 2008). Women who experience IPV are also more likely to have a violent death through homicide or suicide (Campbell et al., 2002; Devries et al., 2011; Garcia and al., 2007). Research has highlighted various possible risk factors for intimate partner violence, including: awomen's age; educational level; number of children; alcohol and drug use; her partner's level of schooling; community norms of male dominance or acceptance of violence; violence in either partner's family of origin; and

For Erin A. and al. (2017)<sup>20</sup> As gender-based violence prevention programs around the world increasingly include efforts to engage men and boys as antiviolence allies, both the profound benefits and the inherent complexities of these efforts are emerging. Acknowledging and exploring tensions associated with engaging men is an important element of thoughtfully fostering men's antiviolence ally movements so as to both respectfully invite men into antiviolence work and create effective, gender-equitable prevention programming.

---

<sup>20</sup> [What Motivates Men's Involvement in Gender-based Violence Prevention? Latent Class Profiles and Correlates in an International Sample of Men - Erin A. Casey, Richard M. Tolman, Juliana Carlson, Christopher T. Allen, Heather L. Storer, 2017 \(sagepub.com\)](#), viewed 29 July 2021.

## 5.1 Data and Methodology

Violence against women is a fairly recurrent phenomenon that continues over time. In order to measure its effects, it is important to measure the dynamics by considering information from two periods. It is therefore important in this article to evaluate the evolution of actors' opinions on violence against women between 2015 and 2018 in the communes of Kantchari and Pama in the Eastern Region and the communes of Dissihn and Nako in the South-Western Region.

The analysis of the effect of the increase in Violence against women between these two periods will be done using the Kappa method, also known as the Kappa coefficient.

### 5.1.1 Data

The data used in this study come from the monitoring and evaluation surveys of the German Development Cooperation's child protection programme. These surveys were carried out in the last quarter of 2015 and 2018 in order to estimate a number of socio-economic, demographic and health indicators for the population as a whole, and especially for girls and women aged 7 and over. In addition to addressing the socio-demographic characteristics of the respondents, these surveys made it possible to identify the extent of violence against girls/women and boys/men, and to obtain data on family planning, knowledge and appropriation of the rights of women/men and girls/boys, and the status of female circumcision among girls under the age of 15.

The dependent variable in this study is the respondent's opinion of violence against women. In other words, does the respondent approve or disapprove of violence against women, or is he or she indifferent and has no real position?

The independent variables are those composed of sex (male/female, girl/boy), school attendance (yes or no), religious affiliation (no religion, Muslim, Christian, traditional), marital status (single, married, divorced/separated, widowed), level of study and age group. The interest of these variables lies in the fact that they are supposed to influence an individual's opinion on a phenomenon such as violence against women.

From this information, we wish to evaluate the degree of agreement between the answers given by men and women in the eastern and south-western municipalities of intervention with regard to their approval or disapproval of violence against women. In order to detect whether or not there is an orientation towards violence against women, it is important to look at individuals, regardless of their sex, because most often there are no actors who are indifferent to violence against women. This assessment was made both in 2015 and in 2018.

### 5.1.2 Method of analysis

This study aims to understand the dynamics of the respondent's opinions over two periods: 2015 and 2018. In other words, do opinions on violence against women change over time? If so, in what direction does this evolution take place? What does the Kappa method<sup>21</sup> tell us about the evolution of opinions in relation to violence against women?

Firstly, the bivariate analysis will allow us to measure the extent of opinion in each year according to certain individual characteristics. Then, using the Kappa method, we will try to assess the dynamics over time.

But first of all, it is important to establish that, a priori, as time goes on, and with the many awareness-raising and media actions on the harmful effects of violence against women, we should expect a more and more marked increase in disapproval of cases of violence against women.

The kappa method is the ratio of the proportion of assessor agreement (adjusted for chance agreement) to the maximum possible proportion of assessor agreement (adjusted for chance agreement).

---

<sup>21</sup> [Statistiques kappa pour Analyse de concordance - Minitab](#), 27 May 2021

Kappa statistics are used to assess the degree of agreement of nominal or ordinal ratings by several raters when analysing the same samples.

The kappa values range from -1 to +1. The higher the kappa value, the stronger the match, as shown below:

When  $\kappa = 1$ , a perfect match exists.

If the kappa has a value of 0, the match is the same as would be expected by chance alone.

When the  $\kappa < 0$ , the match is weaker than what could be expected by chance; this rarely occurs.

According to the AIAG method<sup>2223</sup>, a kappa value of at least 0.75 indicates a good match. However, higher values, such as 0.90, are preferred.

When using ordinal ratings, such as ratings of the severity of a defect on a scale of 1 to 5, Kendall's coefficients, which take order into account, are generally more appropriate statistics than the kappa value alone for determining association.

According to Landis and Koch (1977), the agreement observed between qualitative and non-qualitative judgements results from the sum of a "random" component, the occurrence or non-occurrence of violence against women, and a "true" agreement component. The Kappa K coefficient proposes to quantify the intensity or quality of the real agreement between matched qualitative judgements. It expresses a relative difference between the observed proportion of agreement  $P_o$  and the proportion of

---

<sup>22</sup> The Automotive Industry Action Group (AIAG) is a global organization that offers a forum open to companies from around the world with the aim of developing and sharing information benefiting the automotive industry. Many companies in many sectors use AIAG publications to look for rules and methods to improve their processes. Minitab bases some of the methods of its instrumentation studies on AIAG publications, including the AIAG manual

<sup>23</sup> What is the AIAG (Automotive Industry Action Group)? - Minitab



random agreement  $P_e$  which is the expected value under the null hypothesis of independence of judgements, divided by the quantity available beyond random agreement.

Clearly, the Kappa coefficient ( $K$ ) is a proportion of the maximum agreement corrected for what it would be by chance alone. Its true value in the population is a random variable that approximately follows a Gaussian distribution of mean  $K$  and variance  $\text{Var}(K)$ . The null hypothesis  $H_0$  is  $K=0$  against the alternative hypothesis  $H_1: K>0$ .

In the case of a study of agreement between two statistically independent observers with  $r$  judgement modalities (good or bad; acceptable or not; etc.), with  $r^2$ , the Kappa

$$K = \frac{P_o - P_e}{1 - P_e}$$

coefficient is written :

With :

- $P_o$ : the observed proportion of agreement (in favour of measures to combat violence against women).
- $P_e$ : the proportion of random agreement or concordance expected under the hypothesis of independence of judgements (Having practised any kind of violence).

Tables 5.1 and 5.2 show the notation used when the data is presented in a contingency table.

**Table 5.6: Joint proportions of two individual's ratings of measures to combat violence against women on a scale with r categories in 2015 and 2018**

		Person 1				Total	
		Modalities	1	2	...		r
Person 2	1	$p_{11}$	$p_{12}$	...	$p_{1r}$	$p_{1.}$	
	2	$p_{21}$	$p_{22}$	...	$p_{2r}$	$p_{2.}$	
	.						
	.						
		r	$p_{r1}$	$p_{r2}$	...	$p_{rr}$	$p_{r.}$
		Total	$p_{.1}$	$p_{.2}$	...	$p_{.r}$	1

**Table 7.2 : Joint numbers of the ratings of two individuals on a scale with r categories**

		Person 1				Total	
		Modalities	1	2	...		r
Person 2	1	$n_{11}$	$n_{12}$	...	$n_{1r}$	$n_{1.}$	
	2	$n_{21}$	$n_{22}$	...	$n_{2r}$	$n_{2.}$	
	.						
	.						
		r	$n_{r1}$	$n_{r2}$	...	$n_{rr}$	$n_{r.}$
		Total	$n_{.1}$	$n_{.2}$	...	$n_{.r}$	$n$

The Kappa coefficient is a real, dimensionless number between -1 and 1. The closer the Kappa value is to 1, the higher the agreement or relationship, and the maximum agreement is reached when ( $K= 1$ ) when  $P_o= 1$  and  $P_e= 0.5$ .

When there is independence of judgements, the Kappa coefficient is equal to zero ( $P_o=P_e$ ), and in the case of total disagreement between the individuals under observation, the Kappa coefficient takes the value -1 with  $P_o= 0$  and  $P_e= 0.5$ .

Landis and Koch<sup>24</sup> proposed a ranking of agreement according to the value of Kappa presented in the table below.

**Table5.3 : Degree of agreement and Kappa value**

Agreement	Kappa
Excellent	$\geq 0,81$
Good	0,80 - 0,61
Moderate	0,60 - 0,21
Poor	0,20 - 0,0
Very poor	$< 0,0$

<sup>24</sup> [Introduction \(chez-alice.fr\)](http://chez-alice.fr)

The limitations of this ranking include the fact that it is arbitrary and may vary from one study to another. It is usually the result of a consensus between the actors (experts) involved in the study. In all cases, the classification and its meaning should be defined with experts before the study is carried out.

Therefore, in the present work, the ranking of the indices will be done on five levels or degrees as presented in Table 5.3

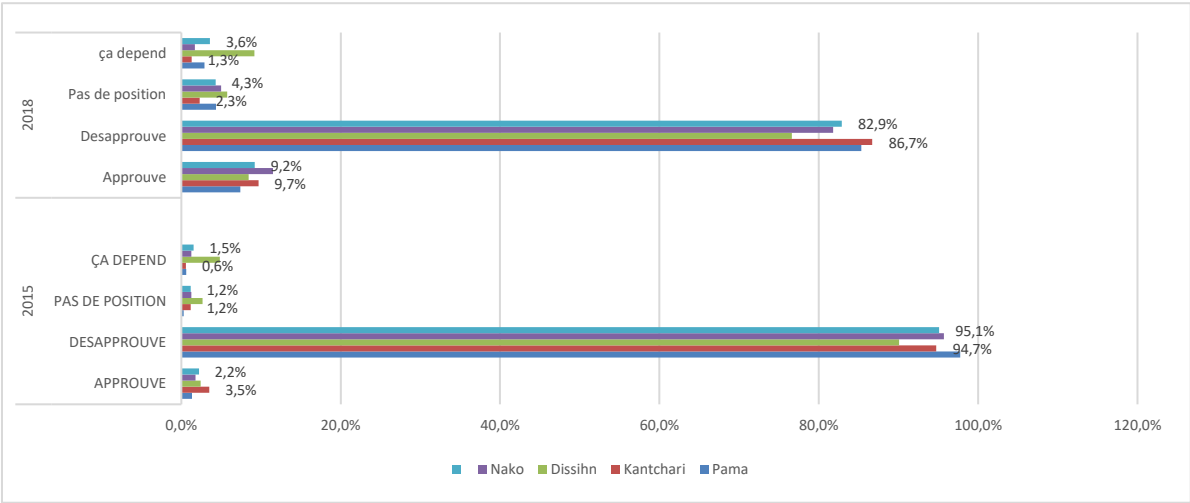
It is important to note that the value of the overall Kappa coefficient is equal to the weighted average of the Kappa coefficients of each of the judgement categories. The calculation of categorical Kappa coefficients allows for a more detailed study of possible discrepancies between individuals and also between time periods, hence the relevance of using it as a key element for comparing the occurrence of violence against women between 2015 and 2018 in the case of this study

## **5.2 Presentation of results and discussion**

### **5.2.1 Respondent's opinions on violence against women in the municipalities covered by the study in 2015 and 2018**

Generally speaking, and regardless of the municipality, we note that the opinions of the respondents are more negative towards violence against women. This high level of disapproval, with more than eight out of ten individuals, regardless of the year considered, could be linked to the high level of awareness of the harm caused by violence against women. However, analysis over the two years shows that the proportion of individuals who approve of violence against women increased between 2015 and 2018, regardless of the municipality; moreover, the proportion of those who do not have a clear position on the issue increased between the two periods.

**Figure 5.1**Opinion of respondents on violence against women in 2015 and 2018 in the communes of Pama and Kantchari, in the east and in the communes of Dissihn and nako in south-west Burkina Faso



It is true that the data in the graph above indicate that a high proportion of individuals disapprove of violence against women, but it should be noted that we are only dealing with statistics on proportions, which could conceal certain realities and therefore would not allow us to truly appreciate whether there has been a real increase or decrease in the proportion of respondents according to the methods used. The Kappa method could help us to make progress in the analysis.

**5.2.2 Dynamics of opinions between 2015 and 2018 in the communes of Kantchari and Pama in the Eastern region**

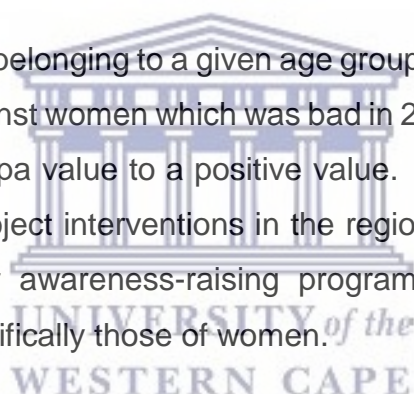
As a reminder, the Kappa coefficient is a real, dimensionless number between -1 and 1. The higher the value of Kappa, the higher the agreement or relationship, and the higher the agreement when (K= 1) when Po= 1 and Pe= 0.5.

When there is independence of judgements, the Kappa coefficient is equal to zero (Po=Pe), and in the case of total disagreement between the individuals under observation, the Kappa coefficient takes the value -1 with Po= 0 and Pe= 0.5.

Thus, when we observe the data provided in Table 4.1, whether in 2015 or 2018, the values of kappa are closer to 0 than to 1, regardless of the variable considered. It could

therefore be said that there is an independence of judgement between the independent variables of analysis and the opinion of the respondents regarding violence against women. In other words, with kappa coefficients lower than zero, there is a total disagreement between religious beliefs, marital status, having dated, age, level of education and opinion on violence against women. The analysis by gender shows that being a man or a woman does not influence one's opinion on whether or not they approve of violence against women. The relationship between the religion variable and the opinion of the respondents regarding the phenomenon, as well as the marital status and the level of education, is very poor regardless of the year (2015 or 2018). These results are in contrast to a certain opinion that tends to suggest that certain categories of the population are more favourable to the practice of violence than others. Therefore, the identification of or response to acts of violence should not be limited to one category of population in the region. In 2018, there is less agreement between religious affiliation and the position on approving violence against women.

Having attended school and belonging to a given age group shows that the relationship with opinion on violence against women which was bad in 2015 has relatively improved in 2018 from a negative kappa value to a positive value. These results could be the result of programme and project interventions in the region, but also the effect of the media broadcasting regular awareness-raising programmes on the promotion of human rights and more specifically those of women.



**Table 5.4 : Position against violence women by characteristics of respondents between 2015 and 2018 in the Eastern Region**

Characteristics	2015					2018				
	Approved	Desapproved	No position	It's depend	Total	Approved	Desapproved	No position	It's depend	Total
<b>Sex</b>	oo	oo	oo	oo	oo					
Male	17	640	5	6	668	58	553	17	12	640
Female	10	523	5	2	540	57	622	30	18	727
	<b>Kappa = 0,008 ns</b>									
<b>Religion</b>										
Catholic	5	336	1	3	345	26	348	10	12	396
Protestant	12	227	2	0	291	23	191	6	4	224
Muslim	7	414	5	0	426	37	394	19	10	460
Traditional	2	118	2	3	125	19	164	12	2	197
No religion	0	10	0	2	12	10	78	0	2	90
	<b>Kappa = - 0,002 ns</b>					<b>Kappa = -0,007 ns</b>				
<b>Matrimonial status</b>										
Single	10	424	2	2	438	71	621	3	3	698
Married	17	702	8	6	733	40	514	39	23	616

Characteristics	2015					2018				
	Approved	Desapproved	No position	It's depend	Total	Approved	Desapproved	No position	It's depend	Total
Widower/Widow	0	29	0	0	29	4	33	5	4	46
Divorced/Sepered	0	6	0	0	6	0	7	0	0	7
	<b>Kappa = -0,008 ns</b>					<b>Kappa = 0,000 ns</b>				
<b>Attended school</b>										
Yes	12	544	1	6	562	40	328	6	5	379
No	15	619	9	2	645	75	847	41	25	988
	<b>Kappa = -0,004 ns</b>					<b>Kappa = 0,012 ns</b>				
<b>Age Group</b>										
Under 18 years	4	163	3	0	170	43	209	0	0	252
18-49 ans	22	906	4	7	939	27	339	23	21	410
50 year more	1	94	3	1	99	18	269	24	9	320
	<b>Kappa = -0,015ns</b>					<b>Kappa = 0,012 ns</b>				
<b>Study level</b>										
No level	15	619	9	2	645	74	674	56	50	854
Primary	1	179	0	4	184	29	229	5	3	266
Secondary	10	325	1	1	337	10	82	1	2	95
Higher	0	11	0	0	11	0	6	0	0	6
	<b>Kappa = -0,003ns</b>					<b>Kappa = 0,001 ns</b>				

The observation made in the Eastern region is relatively different from what is observed in the South-Western region

In fact, in this region, in 2015, the relationship between the various independent variables and the opinion of the respondents had a very poor judgement or assessment because it was closer to 0 or with negative values. This is the case for religious affiliation, marital status, having attended school, level of education and age. One could therefore say that there is a total disagreement between these independent variables and the dependent variable. Over time, in 2018, the kappa indices have improved slightly to the point that the relationship between religion, marital status, age and education, which was initially insignificant in 2015, is now significant with the opinion on violence against women to the point that the membership of one of these variables could vary significantly.

**Table 8 : Position vis-à-vis violence against women by characteristics of respondents between 2015 and 2018 in the South-West region**

Caractéristiques	2015					2018				
	Approved	Desapproved	No position	It's depend	Total	Approved	Desapproved	No position	It's depend	Total
<b>Sex</b>										
Male	7	283	10	16	316	57	444	28	32	561
Female	9	413	3	6	431	64	508	36	30	638
	<b>Kappa = 0,003ns</b>					<b>Kappa = 0,003ns</b>				
<b>Religion</b>										
Catholic	8	223	5	3		33	192	12	19	256
Protestant	2	81	1	2		10	91	1	2	104
Muslim	0	141	3	10		18	143	12	8	181

Caractéristiques	2015					2018				
	Approved	Desapproved	No position	It's depend	Total	Approved	Desapproved	No position	It's depend	Total
Traditional	4	202	3	5		47	366	28	29	470
Other	1	1	0	0		1	3	0	0	4
No religion	0	41	1	2		12	157	11	4	184
	<b>Kappa = -0,004 ns</b>					<b>Kappa = 0,021***</b>				
<b>Matrimonial status</b>										
Single	4	230	4	6	244	71	509	8	6	594
Married	11	427	9	15	462	37	354	50	45	486
Widower/Widow	0	22	0	0	22	9	72	5	10	96
Divorced/Seperated	1	14	0	1	16	4	17	1	1	23
	<b>Kappa = -0,014 ns</b>					<b>Kappa = -0,028**</b>				
<b>Attended school</b>										
Yes	7	313	3	5	328	47	278	8	12	345
No	9	383	10	17	419	74	674	56	50	854
	<b>Kappa = -0,021 ns</b>					<b>Kappa = 0,017 ns</b>				
<b>Age Group</b>										
Under 18	0	94	1	2	97	38	197	0	0	235
18-49	14	551	12	17	594	24	195	36	23	278
More than 50 years	2	51	0	3	56	29	271	28	39	367
	<b>Kappa = -0,015ns</b>					<b>Kappa = 0,045***</b>				
<b>Study level</b>										
No level	9	383	10	17	419	149	1521	97	75	1842
Primary	3	110	0	3	116	64	425	8	13	510
Secondary	3	192	2	2	199	20	156	4	4	184
High	1	10	1	0	12	1	1	1	1	4
	<b>Kappa = -0,003ns</b>					<b>Kappa = 0,011**</b>				

### 5.2.3 What types of recourse did women victims of violence have in 2015 and 2018?

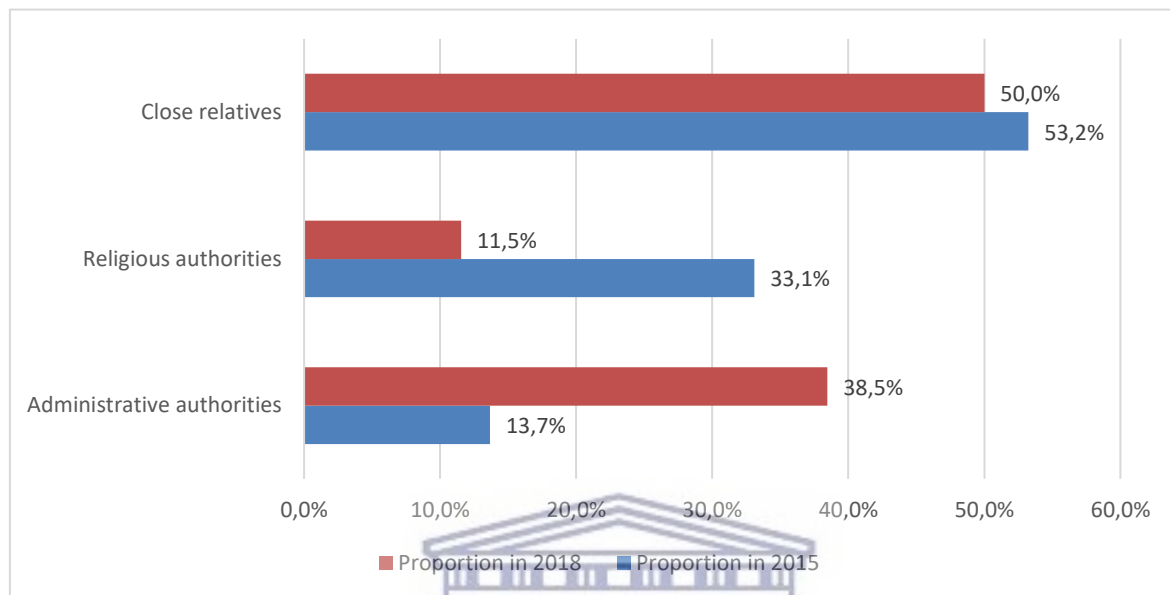
When a woman is faced with a case of violence, especially severe violence, she tends to confide in a physical or moral person who can help her find a permanent solution to her problem. This person may be a formal or informal body, but the most important thing for her is to find a protective solution that will help her overcome her problem.

In 2015, close family members were the first recourse for women victims of violence, followed by religious authorities (33.1%) and finally administrative authorities (13.7%). This trend could be explained, in part, by the fact that, because of its proximity, the family is more easily accessible both physically and financially; and the solutions proposed would be more appropriate than any other form and far from stigmatising. Besides, isn't it said that "dirty laundry is washed in the family"? In a society where the power of "men of God", because of their influence, is very present, it seems logical that after the immediate family, survivors of violence against women should turn to them.

In 2018, as in 2015, close family (50.0%) remained the most popular recourse for survivors of violence against women. However, over the past year, there has been a reversal in the trend, with women turning to administrative authorities (judicial police

officers, prefects, etc.) (38,5%) rather than religious authorities (11,5%). As a result of awareness-raising and mass communication, the tools proposed by them for a better handling of cases of violence are better known.

**Figure 5.2 : The recourse of women victims of violence between 2015 and 2018**



### What to remember?

The analysis of opinion on violence against women is a dynamic process that can evolve over time and according to the context. Indeed, with the increase in awareness-raising activities, it is more likely that there is agreement between the individual characteristics of the respondents, the result of a social construction, and their opinion on the phenomenon. The agreement observed between one or more qualitative judgements is the result of the sum of a 'random' (chance) component and a 'true' (real) agreement component (Bergeri I et al, 2002). However, the random component hampers our assessment. To control this randomness, the Kappa coefficient (K) proposes to quantify the intensity or quality of the real agreement (3). It is an index that makes it possible to "remove" the portion of chance or subjectivity from the agreement between techniques (Bergeri I et al, 2002).

In the analysis made from this study, there are several possible cases. The first is the total absence of agreement between the key variables of the study and opinion on



violence against women. Secondly, only in the Eastern region, in 2018, was there a form of independence between marital status and opinion on violence against women. Finally, and for the most part, there is a total disagreement between the respondents' opinions on their assessment of violence against women.



## Chapter VI : Analysis of the perception of actors on violence against women in the East and South West regions

### Abstract

To have a better understanding of violence against women in the four Municipalities of two regions (East and South-West) of Burkina Faso it is important to check the perception of population by qualitative data.

**Methods** : This qualitative data, through in-depth individual interviews and focus groups, complements the quantitative aspect, which would like the content of the comments to be further elaborated.

**Results:** There is many perception of violence against women. But all opinion try to consider violence against women like a deprivation of rights. The causes can be social, economics and traditional way. And the consequence can't permit women to provide her potentialities.

**Conclusion:** To struggle against violence against women it's very important to know what the phenomena is, what are the causes and the consequence.

**Keywords:** Violence against women, physical violence, moral violence.

### Introduction

With a view to a better understanding of violence against women in the four Municipalities of two regions (East and South-West) qualitative data was collected. The municipalities concerned are : Kantchari, Pama, Dissihn and Nako. This qualitative data, through in-depth individual interviews and focus groups, complements the quantitative aspect, which would like the content of the comments to be further elaborated. This content analysis focuses on violence against women in both regions. It is a socio anthropological analysis of the perceptions related to this reality through their way of defining the reality, to determine their causes and consequences as well as the solutions they envisage. This is what constitutes the frame of this article. But well before, the methodology explains the approach used.

## 6.1 Methodology

### 6.1.1 From data collection

The collection of qualitative data was done in seven days in the four communes subject to observation in the East and South-West regions. These interviews were conducted by agents recruited specifically to carry out this mission. On the latter met with religious leaders, customary, traditional, administrative operating in the field of adolescents, youth and adults. And it concerned both women and men. The collection techniques used were focus groups and individual interviews. The table below summarizes it.

**Table 6.19 : Summary of in-depth individual interviews and focus group**

Types	Ages	Regions	
		East	South West
<b>Focus group</b>			
Teenagers	10-14 years old	2	2
Young (mixed)	15-24 years old	2	2
Adults women	25-50 years old	2	2
Adults Men	25-50 years old	2	2
<b>Total</b>		<b>8</b>	<b>8</b>
<b>Individual interview</b>			
Muslim leader		2	2
Catholic leader		2	2
Christian Pastor		2	2
Customary chief		2	2
Town Councillor		2	2
Women Association Leaders		2	2
<b>Total</b>		<b>12</b>	<b>12</b>

Total : 40 individual and group interviews of which 16 focus group and 24 in-depth individual interviews.

The average number of focus group participants was 8 with a minimum of 6 and a maximum of 11 depending on targets and geographic entities.

The investigators and supervisors in the study were at least a bachelor's degree in social sciences, fluent in local languages (Moore, Goulmacema, Lobiri, Dagara, Birifo and Dioula) and with experience in collecting quantitative and qualitative data.

## 6.2 Data collection tools

Two main tools were used to guide the interviews. It's about :

- a focus guide semi directional group
- a depth individual interview guide

These tools have been adapted to the target so that each respondent provide maximum response concerning.

The content of these tools was articulated around the following points :

- Understanding of the notion of violence against women and girls, types and their frequencies
- Causes, consequences, solutions and actions undertaken to end the violence against women



## 6.3 Data analysis

It was done with the Excel software from which it was necessary to establish an analysis matrix which allowed to cross the questions of with the targets by clearing points of resemblance and dissimilarity from the words of the investigations. The argumentative analysis was done using triangulation until saturation with a given opinion.

## 6.4 Presentation of the results

First of all, it is important to identify the definition that respondents give of this reality. How they determine the causes and consequences relating thereto while making a detour on the solutions they are considering.

#### 6.4.1 Finding and meaning of a phenomenon in the Eastern of Burkina Faso

The residents interviewed in the Eastern Region attribute a diversity of meaning to the concept of violence against women. Sexual abuse by men, compelling the woman to do work that she does not like, forcing her to marry a man she does not like, abuse her, deceive her, mistreat her, to beat her, to exert force or brutality on her, to marry her by force, and many others are all described as violence against women. In short, any act caused by man and causing suffering for the woman is considered violence against him. They refer to the moral and physical suffering endured by women. Somebodies characterize this violence by arguing that "*all tasks go to the woman ; she kills herself all day long without finding any rest ; her husband does not help her, he does not encourage her to such an extent that some women end up falling sick either psychologically (depression) or physically*".

From the interviews, taking into account their assessments, this phenomenon tends to disappear in all municipalities subject to observation. For them, we do not mean *not talk about violence against women at the moment, but previously women were forced into household chores, making far distances without means of transportation to fetch water, fetch wood, deliveries were difficult*". This point of view is nevertheless questioned by some who continue to believe that violence against women is still growing. So, if indeed, the words that "*There is no more violence in our locality*" Are true, should we see the manifestation of the positive consequences of women's promotion activities in Burkina Faso ? Or should we see a desire to conceal a practice that does not seem to honor the actors ?

In the South West communes submitted to the analysis, when it was the case for the respondents to make sense of the term violence against women, it is the notion of suffering that is most used to characterize this phenomenon. Thus, the sufferings experienced by women constitute for them violence against women. In their imagination, these sufferings are physical, moral and psychological. They materialize with "*Injuries to women, excision, forced marriage, insults, the threats, the levirate, rape; the woman must not load bundles of wood*" ; are all dimensions that they attribute to this phenomenon. They believe that assault and battery, excision (clandestine practice) are common in homes while the rapes meet on gold washing sites with a

frequency increasingly strong. Furthermore, respondents (in this case women) evoked excess of women working as cases of violence against women. " *Sigh, oh well, they rape women, that's what I say. You'll go to the cotton field until nightfall before going home. What you wanted to do was no longer done and when you arrive, tired, you have to cook and at night if there is no agreement, it's like violence. Ah, it's violence like that. They see for themselves that this is not a job of our strength, but they tell us to do it* ".

This is the way in which the overwork is expressed by some women who seem to constitute a cheap labor force in the fields and who are still required to perform domestic activities and the psychological satisfaction of a spouse. Concerning insults, classified in the category of psychological and moral violence, some interviewees do not perceive them as violence against women. They consider them a fact " normal ". In the life of a couple especially when they are short-lived insults with weak destabilizing effects on the couple. They express the normality of insults : " *Can God create man and we do not injure ourselves ? No »* .

In addition, interviews also show that this suffering is not recognized by some women. " *Hum, we do not suffer* " They say. For them, the strikes they receive from their husbands are normal and are part of a logic of correction to enable them to avoid certain mistakes in the future. " *If a man insults or beats a woman, she is behaving badly (...)* You do not hit a good person".

As for the dowry as a violence against women, the functions assigned to it in the localities of the Southwest make it rarely seen as such. It responds to traditional values governing the exchange of women in this region and is a source of value for the woman, the husband and even for different families. It is perceived negatively only when it moves away from its symbolic character to constitute an opportunity of enrichment for the beautiful family. " *It's symbolic. But when the dowry is high as in the Dagara society<sup>25</sup> it becomes as if you had sold your daughter, you must symbolize* ". Moreover, its persistence in matrimonial logic is due to the fact that (...) *a woman who is not endowed is a single person. She is not recognized by her husband and her family*

---

<sup>25</sup> Ethnic group of South of Burkina Faso

does not consider her married. "This persistence and its social legitimacy are also due to other deeper considerations in Dagara society. It shows that " *when a woman is married without being endowed, after 2, 3 or 4 years her family calls her back and asks her husband to come and pay the dowry before she returns. When she has children and she has to do 2 or 3 months and leave them, it's complicated especially for the education of her children* ". It is a practice that is therefore part of a logic of gift and counter donation instituted and codified in the social life of localities in the Southwest. This social usefulness removes from the dowry the quality of violence against women. It happens that the dowry is considered as a blessing for the endowed and for the future life of couple. " *If the woman has parents, let them know that you too have parents. That's a tradition. And according to tradition, if you ask for a woman's hand, you have to bring something from your hands to the family, to greet the girl's parents.* ". Rarely, the dowry is perceived as violence against the woman. The only downside they emit is the fact that they blend into it to hurt the woman. " *What makes violence happen is because you have been endowed with being abused. Yes, they know that without the dowry, they can not mistreat you but as they have endowed you so they mistreat you* ".

Overall, the interviewees are aware of this phenomenon but some people tend to deny its existence in their locality. " *I often hear that women were shot and wounded, but not here* ". So they usually express themselves. They even tend to index young couples as the main perpetrators of this violence. Is it a strategy to avoid indexing one's locality or not showing the other one's dark aspects? The speeches even tend to say that this existed in the past while denying their current existence.

#### **6.4.2 Causes of violence against women according to the interviewee**

The occurrence of violence against a woman presupposes a cause that would provoke this action.

In the Eastern communes (Kantchari and Pama) subjected to this study, the interviewees determine several causes linked to the emergence of violence against women. The most cited are mainly dowry, poverty and ignorance. In the case of the

dowry, they say *"it is violence because once the man spends enough money on the girl with the parents, the latter will suffer in his home. (...) The dowry is not a good thing especially for the woman, it is often one of the conditions to marry a woman like for example to cultivate a field or to give a cow which is sometimes beyond the means of the future husband ; the man will end up mistreating her in the home because he has suffered before getting married. I consider the dowry as a violence ; the woman is not an object that must be sold or traded.* However, they consider that as long as this practice remains in its symbolic character, it cannot be perceived as a factor of violence for women. It is the tendency to overbill the elements that are linked to it that gives rise to bad perceptions of it.

Also in the towns in the Eastern Region, about poverty, someone consider it as a source of violence. *" Poverty can cause violence against women when men consider that women are the cause of all their misfortunes, especially the ignorant ; for a nothing she is roughed up or beaten (...) When poverty settles in a home there is no agreement anymore ; the couple rejects the fault, insults and quarrels settle down you are both in pain (...) If your wife frequently asks you something that you can not offer because you are poor you will end up threatening her or insult her to leave you alone "*. Thus, they think that poverty pushes some men to hurt their wives or to behave badly with them. Other parameters such as lack of love within the couple, the demon, the lack of respect for women's rights, the lack of consideration for women, the husband's desire to impose his authority are also mentioned.

As for the authors, the interviewees evoke the community, men, husbands and brothers. Women are cited only in cases of violence against men.

In the South-Western, interviewees are less verbose about determining the causes of violence against women. Only some of them are mentioned. The neglect of the husband by the so-called flourishing women is evoked by some men who maintain that *" Often there are women, when they are allowed, when they are fulfilled, they no longer consider their husbands. So some men think, they think they are now the heads of families "*. The violence comes from the perception of men that the woman wants to allow certain freedoms pushing them to play roles that traditionally are not theirs. The latter therefore want to see the woman remain in the roles and functions that society



has attributed to her since the beginning of time". *If the woman obeys and does the work for her husband, so also God created her to give birth and to give birth to the offspring. Ah, if she does not agree to work and refuses to give birth for the offspring, this is where the violence that can be exerted on her".*

Some interviewees reduce the causes of violence by ignorance of the realities of conjugal life by the spouses. They consider that the freedom granted to everyone to choose their spouse without the approval of seniors is a problem in couples. This is the tendency to no longer involve the elders in the choice of the partner or that does not allow to know the realities of marriage before getting married. For them, it will be necessary to return to old marital processes involving seniors in order to mitigate cases of violence against women in couples. *"Before home, we gave a daughter in marriage on behalf of parents and the whole family. And now, it is the young people who are courting between girl and boy and then goes to the parents who unite them. So the problems that there is in marriage, having a wife, having children, they do not know. They just crossed paths and got married, and the parents also married them. Many times this is what creates the problems because they do not know the consequences. Before, for a little girl, it was already assigned a husband and now it's over, it's between young people that happens ».*

In addition, socio-economic reasons are also considered as causes of violence. They believe that poverty in couples leads to conflicting behavior between spouses. The weakness of women's economic autonomy would make them vulnerable to spouses who use their economic power to better enslave them. On the other hand, the husband who can not cope with the needs of the family tends to pour out his anger on the woman whom he considers as the cause of his economic problems. *" If he does not have money, he gets angry and he gets violent (...) poverty creates small conflicts. When things are not going well at home, often your fight, you do not even know the origin, [it] because of poverty".*

On the other hand, think that it is more a question of personality than of socio-economic situation. *"In my opinion, there is no link [to poverty] because those who rape women, even if they were rich, they would, it is their nature to be".* Thus, it is necessary to think that it is the socio-cultural considerations of the woman who are at the base of this

violence towards the woman especially as behaviors and attitudes are determined by the perceptions and knowledge.

With regard to the perpetrators of domestic violence, the man or the spouse is for the most part indexed as the main instigator. The suffering women experience is usually caused by the man, the husband according to them. However, some consider that this violence is generated by the community, the society of which the man constitutes only one of its instruments of promotion of the values which it generates. *"Everyone is author even the woman herself is author if I can say because the woman is often abused but she refuses to accept or denounce. So she herself is the author of her violence, then there are the men, the society and finally the community itself. You know that our community does not want a woman to call her husband to justice or whatever. It's complicated so everyone is involved and author"*.

### 6.4.3 Suggested solutions

#### What solution to the violence against women?

Regarding the different causes of violence against women, several solutions are possible to deal with this phenomena.

In the Eastern region, subjected to this study, it appears, in the majority of the cases, a condemnation of the violence made to the women by the population, particularly by their joins or husbands. For them, these practices must disappear in order to achieve true promotion of women and make the most of their personal investment. To this end, they propose different solutions, the main ones being :

- ✓ counseling with spouses: This is especially for religious leaders to intervene in couples in case of need in order to contribute to the pacification of relations between spouses. The actors concerned are especially the witnesses of marriage who must tackle the conflict resolution ;

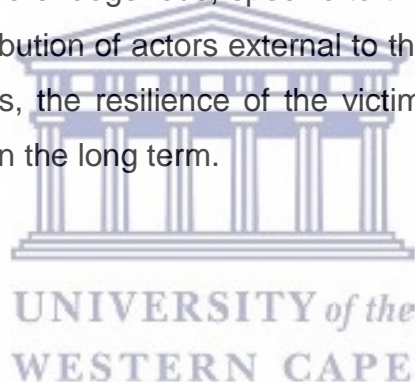
- ✓ the sensitizations: This solution was mentioned by almost all respondents. The aim is to explain to people the negative consequences of these types of violence in order to achieve a change of behavior of men and women. The respondents consider that awareness-raising actions should focus mainly on men who are the primary perpetrators of violence against women. "*Today, they are few to suffer this violence ; if we persevere with sensitization, tomorrow we will no longer talk about violence against women*". It's about initiating talks
  
- ✓ empowerment of women: It is a question of working for the economic empowerment of women through the strengthening of their socioeconomic capacities. So, do they think that we must give them access to productive resources such as carts, credits for agriculture, livestock or gardening and other. In fact, it will be necessary to work to ensure that women have small activities to support themselves because, if they are independent, they will be better treated and better respected by their spouses.

In the Southwest, it is recognized that "*it's a long struggle ; so we must always continue the awareness, the education ; grassroots education can help reduce all this violence*". Thus, the promotion of education and awareness in the localities are the channels for combating violence against women. The solution already practiced by some civil society organizations and opinion leaders is the provision of counseling to problem couples. "*At any time we bring our advice to these people especially couples who come to us with their problems*"; "*I listen to the problems of the couple that the woman comes to expose me, then I summon the husband that I listen and advise and finally I summon the two for a final dialogue and reconciliation. I tell them the truth and what is good for them and their couple* » .

Outreach and support activities are already underway in these localities according to the interviewees, in this case those who are members of associative structures. These structures, through their representative, express themselves: "*the women victims, we accompany them, sensitize them, show them the remedies like the social action, the causries debate, the fora theaters, it is the actions which we lead towards these women victims*". Through specific cases they report, they show that their actions are generally successful. It has been reported that some local CSO's are interacting with others

outside the locality to better achieve their strategy of combating violence against women. Thus, they seek their skills for the resolution of certain problems affecting integrity after the husband's death, pregnancy and excision. In terms of suggestions, the interviewees insist on the creation and revitalization of consultation frameworks where these problems will be discussed, the awareness of men about the evils of violence against women. In addition, the woman must continue to be told that she can summon her husband to the gendarmerie or social action when the other remedies are no longer operational.

**In conclusion,** we note that the analysis of the perception of violence against is perceived differently, not only, from one locality to another but also between actors. This qualitative analysis goes beyond the simple quantitative description to identify the arguments provided by the actors to not only give a conceptual content to the phenomenon, but also to identify the superficial and deep causes before identifying potential solutions that can be endogenous, specific to the victims or the community, or exogenous with the contribution of actors external to the couple or the community. Beyond these considerations, the resilience of the victim of violence appears as a solution of s that can scribe in the long term.



## GENERAL CONCLUSION

Violence against women exists in most societies, but in view of certain recurrences, it is trivialized and often ignored and therefore accepted as part of the order of things in life. Violence seriously undermines women's autonomy and undermines their potential as individuals and as members of society.

Data on the extent of such violence from scientifically valid studies are still relatively scarce. However, violence against women in the family has been documented in all countries and in all socio-economic settings, and the available evidence shows that it is much more widespread than previously thought.

In different regions of the world, between 16% and 52% of women are victims of physical violence by the man with whom they live and at least one in five women has been raped or attempted rape in the course of her marriage.

To analyse violence against women, many approaches and methodologies can be used. For this studies we have chosen quantitatives methods by multivariate logistic regression, decomposition and a qualitative way by analysing of respondent opinion.

The data used are from Concerning four municipalities from two regions of Burkina Faso. Those municipalities are : Kantchari and Pama (in the eastern region) ; Dissihn and Nako (in southwestern region).

Analyses undertaken in this study lead to the conclusion that sociocultural variables such as place of residence, the current attendance, achieved level of education, religion, marital status, or the main occupation, as well as perception variables such as the perception that women have rights or if they deserve to have the same rights as men or what they think about violence against women, would be strongly correlated with violence against women. At first, some variables were significantly associated with the dependent variable but in the presence of the other factors, their behavior changed to explain the studied phenomenon. Current attendance is included. Elsewhere, variables such as religion and the fact to believe that the woman has rights that were significant at the gross level are no longer in the presence of other variables of the study.

In sum, women who are more at risk of domestic violence at global level of the model are women of the South-West region, women who are employed and housewives. Women who do not currently attend, women who believe that women do not deserve the same rights like men are less exposed to violence. Results indicate that focus should be given to those categories of women.

Also from this study it comes to measuring up of sociodemographic variables in the lower prevalence of violence against women in the communes of Kantchari and Pama in the Eastern Region and the communes of Nako and Dissihn in the Southwestern region of Burkina Faso. The analysis focused on the three-year term which corresponds to most of the time on the life of the intervention of some projects and programs of local development concerning women and children protection.

Analysis of the results the decomposition method shows a predominance of the effect behavior or performance of socio-economic groups on the trend of violence against women. The decrease is related to the behavior effect, the first conclusion is deductible due to the intervention of projects and programs among which include sexual health and human rights programs (PROSAD) including a large section was devoted promoting women's rights.

These results should not, however, overshadow the strong actions in view of the significant decline in the prevalence of violence against women :

- The preponderance of the base effect of violence against women suggests policies to improve the performance of the national system for the protection of women ;
- The preponderance of the effect differential of violence against women suggests actions to improve access of women in situations of vulnerability protection instruments and defense of their rights;
- Between 2015 and 2018, there was a renewed interest in administrative authorities as a recourse in cases of violence, to the detriment of religious authorities. It would therefore be relevant to increase their operational capacities to deal with cases of violence against women.

The qualitative analysis goes beyond the simple quantitative description to identify the arguments provided by the actors to not only give a conceptual content to the phenomenon, but also to identify the superficial and deep causes before identifying potential solutions that can be endogenous, specific to the victims or the community, or exogenous with the contribution of actors external to the couple or the community. Beyond these considerations, the resilience of the victim of violence appears as a solution of s that can scribe in the long term.



## BIBLIOGRAPHY

- ADP (1996), Law no. 043/96 / adp of 13 November 1996 on the Penal Code, Ouagadougou, 114p.
- ADP (1997), Constitution of Burkina Faso, Ouagadougou, 62 p.
- AFJ/BF (2009), Convention on elimination of all forms of discrimination against women (CEDEF), Ouagadougou, 17p
- AFJ/BF, Convention on elimination of all shapes of discrimination with regard to the women (CEDEF), Ouagadougou, 17p.
- AJF / BF (2012), The report on the situation of the rights of women and girls in Burkina Faso, Ouagadougou, 97 p.
- Amnesty International (2004), Turkey, women and domestic violence , 67 p.
- Beaud M. (2003), Art of thesis, Paris, La découverte, Guide Repère, 196p.
- Beaud M. (2003), Art of the thesis, Paris, The discovery, Guide Repère, 196p,.
- Belanger S. (1998), A Multifactorial Approach to Domestic Violence, Intervention Review, No. 106, April 1998.
- Bennet E.M., Alpert R., Goldstein A.C. (1954) Communications through limited response questioning, Public Opinion Q, Edition 18, 303-308.
- Bertrand P., Benichou J., Chastang C. (1994) Estimation by the method of Hui and Walter of the sensitivity and specificity of a diagnostic test in the absence of a reference test: results of a simulation study, Rev. Epidém. et santé Publ. Edition 42, 502-511.
- Binder, S. and Tomic, J. (2005), 'Refugees as a Particular Form of Transnational Migrations and Social Transformations: Socioanthropological and Gender Aspects', Current Sociology, 53, 4, p. 607-624.
- Boni T. (2011), What do women in Africa experience? Edition Karthala, Paris, France
- Bonkougou Z. and Lougue S. (2007), The prevalence and consequences of gender-based violence, Conference of UEPA, Arusha, Tanzania, 17p
- Bonkougou Z., Congo Z. et al. (2011), Understanding Violence Against Women and FGM in South-West and East Burkina Faso Using an Innovative Approach: Family Dialogue, Communication (Sixth African Population Conference The African Population: past, present and future, Ouagadougou from December 5 to 9, 2011)



- Bouchon M. (2009), Practical approach: violence against women >> gender, culture and societies, Médecins du Monde, 115 p.
- Boushka W.M., Marinez Y.N., Prihoda T.J., Dunford R., Barnwell G.M. (1990) A computer program for calculating kappa : application to interexaminer agreement in periodontal research, Computer Methods and Programs in Biomedecine, 1990, 33, 35-41.
- Byrt T., Bishop J., Carlin J.B. (1993), Prevalence and Kappa, J. Clin. Epidemiol, 46, 423-429.
- CBDF (2007), The Burkinabe Coalition for Women's Rights (<http://courantsdefemmes.free.fr/Assoces/Burkina/CBDF/CBDF.html> )
- Chouala Y. A. (2008), "The" beautiful family "and" the extended family ": Actors of domestic and domestic violence in Cameroonian households", APAD Bulletin (<http://apad.revues.org/3063>)
- Cicchetti D.V., Feinstein A.R. (1990) High agreement but low kappa : II. Resolving the paradoxes, J. Clin. Epidemiol., pp551-558.
- Cicchetti D.V., Fleiss J.L. (1977) Comparaison of the null distributions of weighted Kappa and the C ordinal statistic, Appl. Psychol. Meas., 195-201.
- Cohen J. (1960) A coefficient of agreement for nominal scales., Educ. Psychol. Meas., 1pp 27-46.
- CONAPO (2000) , National Population Policy of Burkina Faso, Revision n ° 1, Ministry of Economy and Finance, Ouagadougou, 47 p.
- Coutanceau R. et al. (2006) , Authors of Intimate Partner Abuse: Care and Prevention, Working Group, 27 p.
- Creel L., (2002), Abandon Femal Genital Mutilation, prevalence, attitudes and efforts to stop it, Washington, PRB, 35p.
- Creel L. (2002) to Abandon the feminine excision, prevalence, attitudes and efforts to put an end, Washington, PRB, 35p
- Da costa L. U. and Gupta N. (2007), Understanding the Dynamics of Oral Contraceptive Use in Brazil: Factors Associated with Interruption, Failure and Contraceptive Method Change, Cahiers québécois de démographie, Vol. 36, No. 1, Spring 2007, p. 111-128
- Eloundou-Enyegué, Giroux S. C. (2010), Understanding social change. Contributions of decomposition methods, IUSSP Panel on Strengthening

Demographic Training in Francophone Africa, Médiat Print, Yaoundé, Cameroon, 74p.

- Feinstein A.R., Cicchetti D.V. (1990) High agreement but low kappa : I. The problems of Two Paradoxes, *J. Clin. Epidemiol.*, 543-548.
- Fermanian J. (1984) Measuring agreement between two judges. Qualitative case, *Rev. Epidém. et Santé Publ.*, 140-147.
- Fleiss J.L. (1978) Inference about weighted Kappa in the non-null case, *Appl. Psychol. Meas.*, 113-117.
- Fleiss J.L. (1981) *Statistical Methods for Rates and Proportions*, John Wiley and Sons, New York.
- Fleiss J.L., Cohen J., and Everitt B.S. (1969) Large sample standard errors of kappa and weighted kappa, *Psychol. Bull.*, 323-327.
- Fleiss J.L., Cuzick J. (1979) The reliability of dichotomous judgments : Unequal numbers of judges per subject. *Appl. Psychol. Meas.*, 537-542.
- Gardam J. (2005) The neglected aspect of women and armed conflict-progressive development of the law, *Netherlands International Law Review*, Vol. LII 2005/2, p. 197-220.
- General secretariat of the United Nations (2006) : To put an end to the violence with regard to the women: of words to the actss.
- Grawitz M. (1996) *Social sciences methods*, Paris, Dalloz, 10è édition, 920p.
- Grawitz M. (1996) *Methods of social studies*, Paris, Dalloz, 10è édition, 920p.,
- Grenier (1993) *Medicale decision*, Masson.
- Gilgenkrantz S. (2007), The sex preference: causes and demographic consequences, in *Médecine/Sciences*, Clérey-sur-Brénon, France, 23 : 1051-6
- Haley S.M., Osberg J.S. (1989), Kappa Coefficient Calculation Using Multiple Ratings Per Subjects : A Special Communication, *Phys. Ther.*, 970-974.
- Hamza N. (2006), *Gender-Based Violence: Training Manual for Listening Voices of the Anaruz Network*, National Network of Listening Centers for Women Victims of Violence, 110 p.
- Holley J.W., Guilford J.P. : A note on the G index of agreement, *Educ. Psychol. Bull.*, 1964, 32, 281-288.

- Hubert J.L. (1978), A general formula for the variance of Cohen's weighted kappa, *Psychol. Bull.*, 1978, 85, 183-184.
- Hui S.L., Walter S.D. (1980), Estimating the error rates of diagnostic tests, *Biometrics*, 1980, 36, 167-171.
- INSD (2010), Demographic and Health Survey and Multiple Indicators (EDSBF-MICS IV) 2010, Ouagadougou, 501 p.
- INSD and International Macro (2004), Demographic and Health Survey of 2003 in Burkina Faso Ouagadougou, Burkina Faso-Calverton, Maryland, 455p.
- INSD and Macro Inc (2012), Burkina Faso demographic and health survey 2010, Ouagadougou, Burkina Faso – Calverton, Maryland, 501p.
- INSD and Macro Inc, (2012), Demographic and Health Survey of 2010 in Burkina Faso, Ouagadougou, Burkina - Calverton, Maryland, 501p.
- INSD and Macro International (2004), Burkina Faso demographic and health survey 2003, Ouagadougou, Burkina Faso-Calverton, Maryland, 455p.
- International Food Policy Research Institute, 2033 K St, NW, Washington, DC 20006, USA
- Jane Freedman, Jérôme Valluy, « Gendered persecution of women » in Jane Freedman, Jérôme Valluy (dir.) (2007), *Persecution of women – Knowledge, mobilisations and protections*, Editions Du Croquant.
- Jaspard M., Brown E, Lhomond B., Saurel-Cubizolles M-J (2003), Reproduction or resilience: do childhood experiences affect women's experiences of violence as adults?, *La Documentation française | « Revue française des affaires sociales »*, pages 157 à 190, Posted on Cairn.info on 01/06/2010 <https://doi.org/10.3917/rfas.033.0157>
- Jha, P., Kesler, M.A., Kumar, R., Ram, F., Ram, U., Aleksandrowicz, L., et al. (2011). Trends in selective abortions of girls in India: analysis of nationally representative birth histories from 1990 to 2005 and census data from 1991 to 2011. *The Lancet*, 377: 1921-28.<sup>26</sup>
- Josse E. (2007) , Domestic violence: Some benchmarks, Training document for Algerian professionals in charge of women victims of domestic violence Algeria, Algiers, ( <http://www.resilience-psy.com> )

---

<sup>26</sup> [Preference For A Male Child – Indo-Canadian Women's Association \(icwaedmonton.org\)](http://www.icwaedmonton.org)

- Journal of Health Economics, journal homepage : [www.elsevier.com/locate/econbase](http://www.elsevier.com/locate/econbase)
- Kaboré O. (1987) , "Words of Women (Moose, Burkina Faso)", In: Journal des africanistes, Volume 57, Issue 1-2, pp. 117-131, Perseus, 131 p.
- Kabore W. and Yaro Y. (2008) , Basic Study of the Joint Program "Violence against Women in Burkina Faso", Inter-agency Network on Women and Gender Equality, Preliminary Report, 42 p.
- Kansie E. (2012), Fight against violence against women in Burkina Faso: The actors plead for the involvement of religious and customary leaders, UNFPA - Burkina Faso, 31 November 2012.
- Kuker O. (2005), Causes of the persistence of a situation of conjugal violence, Mémoire Presented with a view to obtaining the State Diploma of Assistant of the Social Service, Superior Social Institute of Mulhouse, Strasbourg, 56 p.
- Lamy C. (2007), Clinical Profile of Women Victims of Psychological Domestic Violence, Thesis of Doctorate in Medicine, University François Rabelais, Orleans-Tour Academy, 179 p.
- Landis J.R., Koch G.G. (1977b), A one-way components of variance model for categorical data,, Biometrics, 33, 671-679.
- Landis J.R., Koch G.G. (1977a), The Measurement of Observer Agreement for Categorical Data, Biometrics, 33, 159-174.
- Lieber Marylène (2002), Le sentiment d'insécurité des femmes dans l'espace public : une entrave à la citoyenneté ?, Nouvelles Questions Féministes 1/2002 (Vol. 21) , p. 41-56 URL : [www.cairn.info/revue-nouvelles-questions-feministes-2002-1-page-41.htm](http://www.cairn.info/revue-nouvelles-questions-feministes-2002-1-page-41.htm) [archive]. DOI : 10.3917/nqf.211.0041.
- Macklin, A. (1995), 'Refugee Women and the Imperative of Categories', Human Rights Quarterly, 17, 2, p. 213-277.
- Melissa Hidroboa, Lia Fernald (2012), Cash transfers and domestic violence
- MPF (2006) , Action Plan for the Advancement of Women 2006-2010, 75 p.
- Chetcuti N. and Jaspard M. (2007), Violences envers les femmes: Trois pas en avant, deux pas en arrière, Paris: L'Harmattan
- OMS (1997): Violence against women, WHD, Genève, 45p

- Ouedraogo M. (2011), Radioscopy of violence against women in Burkina Faso ([http://edhburkina.blogspot.com/2011/05/radioscopy-of-violence-made-to\\_10.html](http://edhburkina.blogspot.com/2011/05/radioscopy-of-violence-made-to_10.html) )
- Oxfam-Quebec (2006), Study on the violences made to the women in West Africa, 120p.
- Pinto R. S. (2009) , "Violence Against Women in West Africa: The Same Fight, Many Faces", Quebec , Oxfam. ([http://www.afeas.qc.ca/wp-content/uploads/2009/08/Oxfam2009\\_violence.pdf](http://www.afeas.qc.ca/wp-content/uploads/2009/08/Oxfam2009_violence.pdf) .)
- PSV DHTE (2005) Lawyers' training on women rights and violence against women report., Ouagadougou, 75p
- PSV DHTE (2005) Report of training of regional trainers on women rights and violence against women, Ouagadougou,121p.
- PSV DHTE (2006) Training module on women rights et violence against women, Ouagadougou, 110p.
- Quivy R., Campenhoudt L. V. (1995), Social sciences resarch manual, Paris, Dunod, 2è édition, 287p.
- Quivy R., Campenhoudt L. V. (1995), Manual of research in social studies, Paris, Dunod, 2è edition, 287p.,
- RECIF/ONG-BF (1995) Forced marriages in Burkina Faso: a type of violence against women, Ouagadougou, 50p
- RECIF/ONG-BF (1995), The marriage forced in Burkina Faso : a shape of violence against the women, Ouagadougou, 50p,
- Reed III J.F., Reed J.J. (1992) Cohen's weighted kappa with Turbo Pascal (FORTRAN), Computer Methods and Programs in Biomedecine, 1992, 38, 153-165.
- Samlmona M. (2014), Violence against women and psychotrauma (<http://www.memoiretraumatique.org> )
- Sawadogo P. (1999), Thomas Sankara and the status of women: a revolutionary discourse ? Master's thesis, University of Ouagadougou, Faculty of Languages, Letters, Arts, Humanities and Social Sciences, 87 p.
- School of Public Health, University of California, Berkeley, CA 94720, USA
- Scott W.A. (: Reliability of content analysis : The case of nominal scale coding, Public Opinion Q, 1955, 19, 321-325.

- SG/CNLPE, (2003), CNLPE review of activities (1990-2003), Ouagadougou, 31p
- SG/CNLPE, (2003), Statement of activities of the CNLPE (1990-2003), Ouagadougou, 31p,
- Siegel S., Castellan N.J. Jr. (1988) Nonparametric Statistics for the Behavioral Sciences, McGraw-Hill International Editions, 2nd ed..
- Sigrun H. (2004), "Gender Profile of Burkina Faso: Towards Gender Equality in Burkina Faso", Swedish International Development Cooperation Agency, 91 p.
- SISTACH D. (2011), Violence against women, Fragments on present times (<https://tempspresents.com/2011/06/13/dominique-sistach-violences-femmes/>)
- Thymée Ndour (2006), Gender related violence at school in Sub-Saharan Africa : Current situation, actions and perspectives, Paris, France, 96p
- Thymée Ndour (2006), Violences bound to the kind in school environment in Africa Subsaharienne: Inventory of fixtures, tracks of actions and perspectives conduct by
- UN (2006), Ends violence against women : from speech to actions, UN Secretary General
- UNFPA (2002), Women Victims of Violence, Niger, (<http://niger.unfpa.org/genre-violence.htm> )
- UNFPA (2012), Girls' Rapes in the Eastern Region of Burkina Faso, Ouagadougou, 119 p.
- UNFPA (2016), Study on early marriage early marriage in the boucle du mouhoun region of Burkina Faso, 104 p
- UNICEF (2001), "Early Marriage", Innocenti Digest No. 7, March 2001, 28 p
- UNICEF/MASSN (2001) Study on sexual violence against children: Prospective studies on sexual abuse and exploitation of children for commercial purposes, Ouagadougou, 140p
- UNICEF/MASSN, 2001, Survey on the sexual violences made to the children: Prospective studies on the sexual abuses and the exploitation of the children to commercial ends, Ouagadougou, 140p,
- UNITED NATIONS (2007), Violence against women in Burkina Faso, United Nations Volunteer Program (<http://www.unv.org/en/activities/countries/burkina-faso/doc/violence-made-to-.html> )

- UNITED NATIONS (2011), Supplement to the Handbook on Violence against Women: "Harmful Practices" for Women, Department of Economic and Social Affairs, Division for the Advancement of Women, 37 p.
- Walter S.D. (1984), Measuring the reliability of clinical data : the case for using three observers, Rev. Epidém. et Santé Publ., 1984, 32, 206-211.
- Walter S.D., Irwig L.M. (1988), Estimation of test error rates, disease prevalence and relative risk from misclassified data : a review, J. Clin. Epidemiol., 41, 923-937.
- WHO (2012), Understanding and Addressing Violence against Women: Implications for Health ( <http://apps.who.int/iris/handle/10665/86256?locale=en>)
- WHO (2013), "Violence against women: a global public health problem of epidemic scale", Press Release, Geneva, 20 June 2013.
- WHO (1997), Violences against the women, WHD, Geneva, 45p.
- WHO (2010), Preventing Intimate Partner Violence and Sexual Violence against Women: Intervening and Producing Data, Geneva, 101 p.
- Yaro Y. et al. (2007), Basic Study on Women's Rights, Violence against Women and the Use of Legal Services in the PROSAD Intervention Area, Sexual Health and Human Rights Program (PROSAD), Final Report, Ouagadougou, 86 p .
- Ziegler J., (1988), Victory of the defeated, oppression and cultural resistance, Seuil, Paris, 252p.
- Ziegler J. (1988), The victory of the losers, oppression and cultural resistance, Doorstep, Paris, 252p.



## Appendix 1: Illustration<sup>27</sup>

It is desired to evaluate the degree of agreement between the positive and negative responses provided by two biological tests A and B applied to the same serum samples. The study covers 200 samples and the results are presented in Table IV.

Table IV - Results of tests A and B applied to the same samples

		Result of test A		Total
		Réponses		
Result of test B	+	72	16	88
	-	25	87	112
Total		97	103	200

The presentation of the results in the form of a contingency table shows that the two tests are in agreement for 159 samples with 72 concordant positive responses and 87 concordant negative responses.

The proportion of observed agreement and the proportion of random agreement are :

$$P_o = \frac{1}{200} \times (72 + 87) = 0,795$$

$$P_e = \frac{1}{200^2} \times (88 \times 97 + 112 \times 103) = 0,5018$$

$$K = \frac{0,795 - 0,5018}{1 - 0,5018} = 0,5885 \approx 0,59$$


This value indicates moderate agreement between the two tests.

Note 1

In the particular case where two categories of answers are proposed, the Kappa formula can be written :

$$K = \frac{2(ad - bc)}{n_{1.}n_{.2} + n_{2.}n_{.1}}$$

with



		Result of test A		Total
		Category		
Result of test B	+	a	b	n <sub>1.</sub>
	-	c	d	n <sub>2.</sub>
Total		n <sub>.1</sub>	n <sub>.2</sub>	n

This writing of the Kappa coefficient is to be compared with that of the f[2] coefficient which expresses the intensity of the link between two variables:

$$\Phi = \frac{|ad - bc|}{\sqrt{n_{1.}n_{.2}n_{2.}n_{.1}}}$$

The value of the coefficient can vary between 0 and 1. is greater than K when ad > bc and in the special case where ad = bc then = K = 0.

<sup>27</sup> [http://kappa.chez-alice.fr/kappa\\_intro.htm](http://kappa.chez-alice.fr/kappa_intro.htm)



Remark n°2

The value of the Kappa coefficient is independent of the size of the sample studied. For example, if we multiply by 10 each of the numbers in the contingency table presented in Table IV, i.e. a total sample size of 2000, we obtain the same Kappa coefficient as for our sample of 200, but the statistical significance of the value of the Kappa coefficient under the null hypothesis will be greater.

Remark n°3

We have seen that the maximum value of Kappa is equal to 1 when  $P_o = 1$  and  $P_e = 0.5$ . This is only true in the case where the marginals are equal ( $p_{i.} = p_{.i}$ ) since it is sufficient to take the diagonal numbers (those expressing the agreement in the contingency table) equal to the marginals and the non-diagonal numbers equal to 0.

For given marginals, Cohen[1] proposes to determine the maximum value of Kappa ( $K_m$ ) :

$$K_m = \frac{P_m - P_e}{1 - P_e}$$

avec

$$P_m = \sum_{i=1}^r \inf(p_{i.}, p_{.i})$$

the proportion of maximum agreement.

In our example of the two biological tests, the marginals are not equal, hence  $K_m < 1$ . It is therefore interesting to know the maximum value of Kappa given the marginal numbers:

$$P_m = \frac{1}{200} \times (88 + 103) = 0,955$$

where

$$K_m = \frac{0,955 - 0,5018}{1 - 0,5018} = 0,9097 \approx 0,91$$

This allows us to compare the Kappa obtained to  $K_m$  by the ratio :

$$\frac{0,59}{0,91} \times 100 \approx 65 \%$$

In conclusion, the agreement obtained between the two biological tests corresponds to 65% of the maximum agreement that could be reached.

The weighted Kappa coefficient

Some discrepancies between the judges are more serious than others. Cohen proposes to give each cell of the contingency table an a priori weight  $w_{ij}$  that reflects the importance that one attributes to the disagreement.

To the contingency table  $rr$  representing the results of an agreement study, we associate a matrix of weights  $rr$  noted  $W$  defining the importance of each disagreement. Table V defines the notation used.

Table V - Weight matrix W associated with a contingency table r r

		Juge A			
		Catégorie	1	2	...
Juge B	1	W <sub>11</sub>	W <sub>12</sub>	...	W <sub>1r</sub>
	2	W <sub>21</sub>	W <sub>22</sub>	...	W <sub>2r</sub>
	.				
	r	W <sub>r1</sub>	W <sub>r2</sub>	...	W <sub>rr</sub>

Weights of agreement are most often used rather than weights of disagreement; these can vary from 1 for the diagonal boxes to 0 for the boxes that correspond to the greatest disagreement considering that the scale of categories of judgements is ordered.

The choice of weights for the weighted Kappa Kw can be made according to a linear weighting system where each weight is calculated according to :

$$w_{ij} = 1 - \frac{|i - j|}{r - 1}$$

ou par un calcul de **type quadratique** :

$$w_{ij} = 1 - \frac{(i - j)^2}{(r - 1)^2}$$

with

- i: the ith column of the weight matrix
- j: the jth row of the weight matrix
- r: the number of judgement modalities
- w<sub>ij</sub> : the weight of cell ij of the contingency table



UNIVERSITY of the  
WESTERN CAPE

Remark n°1

The weight matrix will be chosen symmetrically in the case of a reproducibility study and for other types of study it can be chosen asymmetrically if we wish to emphasise a dissymmetry between the judgements.

For example, let us take the learning situation of a student A for whom we wish to evaluate the conformity of his judgements to those of an expert B in the field under consideration. Two judgement modalities are proposed (+ and -) and we also consider that the disagreement "A+ B-" is more serious by its consequences than the disagreement "A- B+". Under these conditions, it is possible to associate to the contingency table 22 an asymmetric matrix of agreement weights which could be of the form :

		Student (A)	
		Catégorie	+
Expert (B)	+	1,0	<b>0,5</b>
	-	<b>0,0</b>	1,0

Note 2

There is little work on how to define the weight system and the most logical approach seems to be to define the system by consensus among experts.

The observed agreement Po(w) of the weighted kappa as a function of the matrix of agreement weights is defined by :

$$P_o(w) = \sum_{i=1}^r \sum_{j=1}^r w_{ij} p_{ij}$$

and the random match  $P_e(w)$  is :

$$P_e(w) = \sum_{i=1}^r \sum_{j=1}^r w_{ij} p_{i.} p_{.j}$$

with

$$p_{ij} = n_{ij} / n$$

$$p_{i.} = n_{i.} / n$$

$$p_{.j} = n_{.j} / n$$

$n$  étant le nombre total d'observations

Le **Kappa pondéré** est donné par :

where  $n$  is the total number of observations

The weighted Kappa is given by :

$$K_w = \frac{P_o(w) - P_e(w)}{1 - P_e(w)}$$

Note 3

The formulas expressing the unweighted Kappa are a simplification of the formulas for the weighted Kappa. Indeed,  $K$  is a special case of  $K_w$  with the weighting system:  $w_{ij} = 1$  if  $i = j$  and  $w_{ij} = 0$  if  $i \neq j$ .

A) Standard error of random matching

To test the null hypothesis that the judgements are independent ( $H_0: K = 0$ ), i.e. that the only link between the judgements is due to chance, Fleiss, Cohen and Everitt[6], have shown that the standard error of random agreement  $SK_0$  is estimated by :

$$S_{K_0} = \frac{1}{(1 - P_e) \sqrt{n}} \sqrt{P_e + P_e^2 - C}$$

avec

$$C = \sum_{i=1}^r p_{i.} p_{.i} (p_{i.} + p_{.i})$$

Et pour le Kappa pondéré (confirmé par [Hubert<sup>\[7\]</sup>](#)) :

$$S_{K_w} = \frac{1}{(1 - P_{e(w)}) \sqrt{n}} \sqrt{P_{e(w)} + P_{e(w)}^2 - C}$$

avec

$$C = \sum_{i=1}^r \sum_{j=1}^r p_{i.} p_{.j} [w_{ij} - (\bar{w}_{i.} + \bar{w}_{.j})]^2$$

et

$$\bar{w}_{i.} = \sum_{j=1}^r w_{ij} p_{.j}$$

$$\bar{w}_{.j} = \sum_{i=1}^r w_{ij} p_{i.}$$

This estimation of the standard error does not require any assumption on the marginals and only assumes  $n$  is fixed.

To test the null hypothesis: "independence of judgements" (hence  $K = 0$ ) against the alternative hypothesis  $H_1: K > 0$ , we use the reduced centred random variable of coefficient  $K$ , i.e. :

$$Z = \frac{K - 0}{S_{K_0}}$$

which under  $H_0$  approximately follows a centred reduced normal distribution.

If  $Z > Z_{1-\alpha}$ , we reject  $H_0$  for a one-sided risk.

The above formulas are asymptotically accurate. Cicchetti[8] suggests that the sample size of the study should be greater than  $2r^2$  with  $r$  being the number of judgmental modalities. According to Fermanian[9], the minimum sample size should be 25 for  $r = 3$  and 30 for  $r = 4$  or 5.

#### B) Standard error of the Kappa coefficient

The asymptotic estimate of the standard error of Kappa was formulated by Fleiss, Cohen and Everitt[6] :

$$S_K = \frac{\sqrt{A + B - C}}{(1 - P_e)\sqrt{n}}$$

avec

$$A = \sum_{i=1}^r p_{ii} \left[ 1 - (p_{i.} + p_{.i})(1 - K) \right]^2$$

$$B = (1 - K)^2 \sum_{i=1}^r \sum_{j=1, i \neq j}^r p_{ij} (p_{.i} + p_{.j})^2$$

$$C = \left[ K - P_e(1 - K) \right]^2$$

Et pour le Kappa pondéré :

$$S_{K_w} = \frac{1}{(1 - P_{e(w)})\sqrt{n}} \sqrt{A - B}$$

avec

$$A = \sum_{i=1}^r \sum_{j=1}^r p_{ij} \left[ w_{ij} - (\bar{w}_{.i} + \bar{w}_{.j})(1 - K_w) \right]^2$$

$$B = \left[ K_w - P_{e(w)}(1 - K_w) \right]^2$$

The above formulas are asymptotically accurate. Fleiss[10] advises that the sample size of the study ( $n$ ) should be greater than or equal to  $3r^2$  to compare two observed Kappa coefficients and  $n \geq 16r^2$  to determine the confidence interval of Kappa.

Note

The first estimate of  $S_K$  was given by Cohen[1] :

$$S_K = \frac{\sqrt{P_o(1 - P_o)}}{\sqrt{n(1 - P_e)^2}} = \frac{\sqrt{\text{Var}(P_o)}}{\sqrt{(1 - P_e)^2}}$$

and substituting  $P_o$  for  $P_e$ , he formulates the standard error of the random match:

$$S_{K_0} = \frac{\sqrt{P_e(1 - P_e)}}{\sqrt{n(1 - P_e)^2}} = \frac{\sqrt{\text{Var}(P_e)}}{\sqrt{(1 - P_e)^2}}$$

This allows us to test the independence between the rankings made by the two judges ( $p_{ij} = p_{i.p.j}$  where  $P_o = P_e$  and  $K = 0$ ) by calculating the :

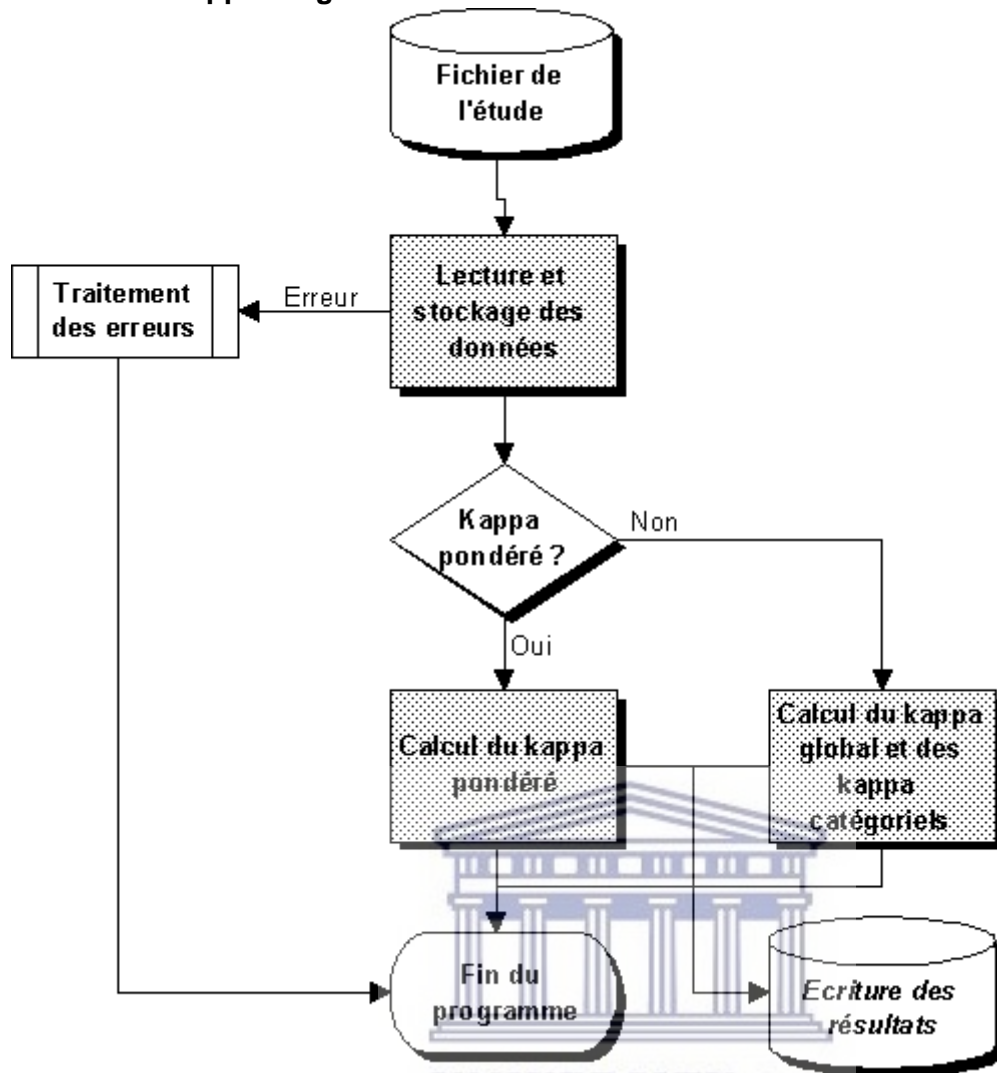
$$Z = \frac{K - 0}{S_{K0}} = \frac{P_o - P_e}{1 - P_e} \sqrt{\frac{n(1 - P_e)^2}{P_e(1 - P_e)}} = \frac{P_o - P_e}{\sqrt{\frac{P_e(1 - P_e)}{n}}}$$

which under  $H_0$  approximately follows a centred reduced normal distribution.

These estimates tended to overestimate the standard error of  $K$  by assuming that  $p_{ij}$  followed binomial distributions and that their marginals were equal.



## Annexe 2 : Kappa Program structure



**Appendix 2: This household questionnaire made it possible to identify all eligible persons who met the age criteria of 15 years or older in the household**

**Annual survey to monitor the indicators**

**VILLAGE HOUSEHOLD ENUMERATION FORM**

REGION...../___/	PROVINCE...../___/
COMMUNE...../___/	VILLAGE/SECTOR ..... /___/
INVESTIGATOR'S NUMBER ..... /___/	NAME OF THE CONTROLLER ..... /___/
TEAM NUMBER ...../___/	END DATE OF ENUMERATION/SURVEY /___/___/

To be completed by the Team Leader only N° sequential of the household	Concession number in the village	Full name of the Concession Manager	Household number in the concession	Name and surname of the Head of Household	Gender of head of household of household 1= Male 2 = Female	Household size household	Observations Eligibly or Not
/___/	/___/		/___/		/___/	/___/	
/___/	/___/		/___/		/___/	/___/	
/___/	/___/		/___/		/___/	/___/	
/___/	/___/		/___/		/___/	/___/	
/___/	/___/		/___/		/___/	/___/	
/___/	/___/		/___/		/___/	/___/	
/___/	/___/		/___/		/___/	/___/	
/___/	/___/		/___/		/___/	/___/	